



**MAHARASHTRA INSTITUTE OF DENTAL SCIENCES AND RESEARCH,
DENTAL COLLEGE, LATUR (MAHARASHTRA)**



DEPARTMENT OF ORAL PATHOLOGY CONDUCTING AN ADD-ON COURSE

Hidden eyes IN PATHOLOGY



DEPARTMENT OF ORAL PATHOLOGY

APPLICATION

Date: 2/01/2018

TO,

The Principal,


MIDSR Dental College Latur

Sub: Regarding Departmental ADD-ON course schedule 2017-2018.

Respected sir,

Hereby we are submitting the schedule of **"Hidden eyes IN PATHOLOGY"** course to be conducted in the year 2017-18 for undergraduate student. Kindly go through it and permit us for the same.

Thanking you


HOD

DEPARTMENT OF ORAL PATHOLOGY

Permitted


Principal
M.I.D.S.R. Dental College
LATUR

DEPARTMENT OF ORAL PATHOLOGY

APPLICATION

Date: 3/01/2018

TO,

The Chairperson,

Academic committee,

MIDSR Dental College Latur


Sub: Regarding Departmental ADD-ON course schedule 2017-2018.

Respected sir,

Hereby we are submitting the schedule of **“Hidden eyes IN PATHOLOGY”** course to be conducted in the year 2017-2018 for undergraduate student. Kindly go through it and permit us for the same.

Thanking you

Permitted



HOD

DEPARTMENT OF ORAL PATHOLOGY



MAEER PUNE'S
**MAHARASHTRA INSTITUTE OF
DENTAL SCIENCES AND RESEARCH,**
(Dental College & Hospital) **LATUR**



Vishwnathpuram, Ambajogai Road,
Latur-413512 (M.S)

Tel : 02382-227424, 227703
Fax: 02382-227063, 228939

Email : principal@mitmidr.edu.in
website: www.mitmidr.ac.in

Date: - 3/01/2018

DEPARTMENT OF ORAL PATHOLOGY

CIRCULAR

All students and staff, hereby informed that, Department of Oral Pathology and Microbiology is organizing a Hidden Eyes in Pathology course 2017-2018 from 11-01-2018 to 08-02-18. Kindly, do the registration and attend the same.

Inform to:-

All Departments, teaching staff,

MIDSR Dental College, Latur

MIMSR Medical College, Latur (Respective Departments)


Principal
MIDSR Dental College
Latur

MIDSR Dental College, Latur.

Brochure of course



**MAHARASHTRA INSTITUTE OF DENTAL SCIENCES AND RESEARCH,
DENTAL COLLEGE, LATUR (MAHARASHTRA)**



DEPARTMENT OF ORAL PATHOLOGY CONDUCTING AN ADD-ON COURSE

Hidden eyes IN PATHOLOGY



**MAEER'S PUNE
Maharashtra Institute of Dental Sciences
and Research Centre, Latur**

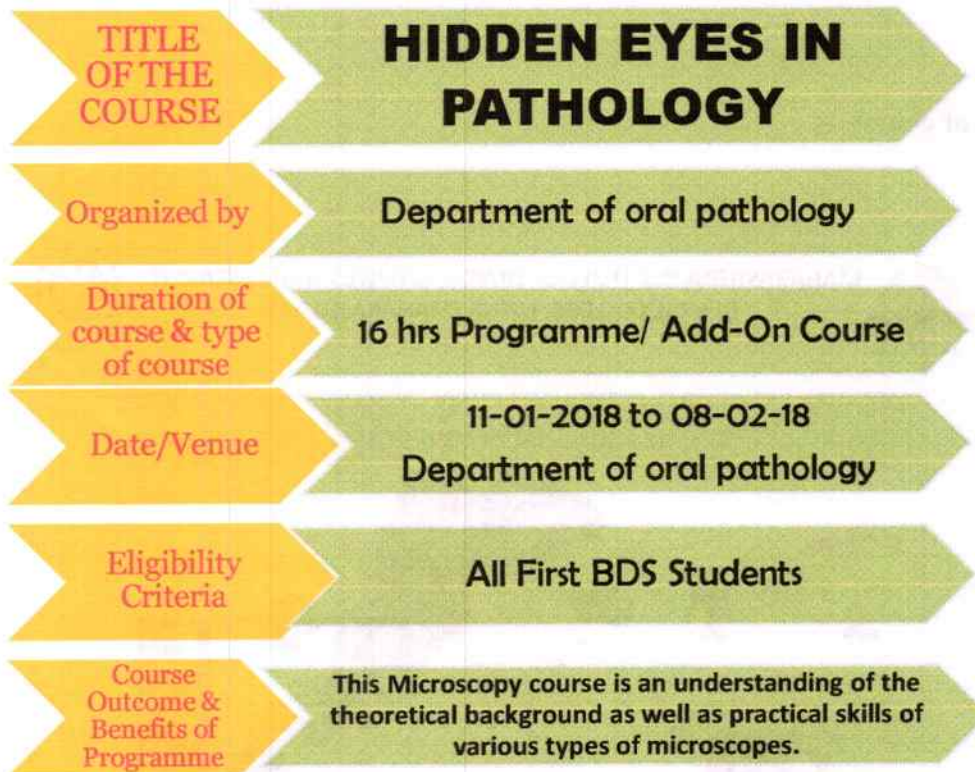


DEPARTMENT OF ORAL PATHOLOGY

**HIDDEN EYES IN PATHOLOGY
AN ADD-ON COURSE**

**Organizing Chairperson
Dr. Anuja Maniyar**

**Organizing Secretary
Dr. Varsha Sangle**



Date	Time	TOPIC	SPEAKER
11-01-2018	2:00pm-4:00pm 2hrs	Introduction and Registration Basic Principal of Simple Microscope	Dr. Nishat Shah
12-01-2018	2:00pm-4:00pm 2hrs	Compound microscope	Dr. Varsha Sangle
18-01-2018	2:00pm-4:00pm 2hrs	Specialized microscope: Part-1 Polarized microscope	Dr. Anuja Maniyar
19-01-2018	2:00pm-4:00pm 2hrs	Specialized microscope: Part-2 Dark-field and phase contrast	Dr. Smita Chaware

Date	Time	TOPIC	SPEAKER
25-01-2018	2:00pm-4:00pm 2hrs	Specialized microscope: Part-3 Fluorescent Microscope	Dr. Varsha Sangale
01-02-2018	2:00pm-4:00pm 2hrs	Electron microscope	Dr. Smita Chaware
02-02-2018	2:00pm-4:00pm 2hrs	Tissue Processing Decalcification And Ground Section Specialized Staining	Dr. Anuja Maniyar & Dr. Nishat Shah
08-2-2018	2:00pm-4:00pm 2hrs	Valedictory Function	ALL STAFF

HIDDEN EYES IN PATHOLOGY *ADD-ON COURSE REPORT 2017-18*

Department of Oral Pathology, MIDSR Dental College Latur organized an ADD-ON course "Hidden eyes IN PATHOLOGY", 11-01-2018 to 08-02-2018.

A. Introduction:

This course was offered by Department of Oral Pathology, MIDSR College Latur. This Microscopy course was an understanding of the theoretical background as well as practical skills of various types of microscopes. Lectures were followed by practical demonstrations. This course provided an introduction to microscopy and operation of a various types of microscope.

Course learning outcome:

After this course, students were able to identify and understand the basic principal components of simple and compound microscope, working principals and advances of specialized microscope, its set-up and uses.

Objectives of the Training:

- To identify and understand the working principal of simple and light microscope
- To identify and understand the working principal of specialized microscope
- To understand the microscopic advantages.

Learning Resources:

A variety of learning resources were utilized in terms of lectures with power point presentation, & videos

Course Assessment

Assessment of student was done on the basis of exercises (slide tests and interactive sessions) allotted to them along with viva question.

Course certification:

The course was conducted by Department of Oral Pathology and Microbiology, MIDSR College Latur. At the end of 4th module participants were presented with the certificate; provided that he/she should have completed the course.

Eligibility-All FIRST BDS students could join the course.

Course schedule – It comprised of four modules of 16 hours within stipulated time period of a month. Course starts by January of every year.

Course Module:

Sr. No.	Name of topic	Theory/ practical	Hours	Type of module	Description	Staff name
1	Introduction and registration		1 hr.	Module-1	Introduction to microscope	Dr. Nishat Shah
2	Basic Principal of Simple Microscope	Theory	1 hr.		Working principals of simple microscope And its advances	Dr. Anuja Maniyar
3.	Compound microscope Part-I	Theory	1 hr.		Working principals of compound microscope And its advances	Dr. Varsha Sangle
4.	Compound microscope Part-II	Theory	1 hr.		Components Of Compound Microscope	Dr. Varsha Sangle
5.	Specialized microscope: Part-1 Dark-field and phase contrast	Theory	1 hr.	Module-2	Working principals of of Dark-field and phase contrast microscope And its advances	Dr. Smita Chaware
6.	Specialized microscope: Part-2 Polarized microscope	Theory	1 hr.		Working principals of Polarized microscope And its advances	Dr. Anuja Maniyar
7.	Specialized microscope: Part-3: Fluorescent microscope	Theory	1 hr.		Working principals of Fluorescent microscope And its advances	Dr. Varsha Sangle
8.	Interference, Confocal and Stereo microscope	Theory	1 hr.		Working principals of Stereo microscope And its advances	Dr. Nishat Shah

9.	Electron microscope	Theory	1 hr.	Module-3	Working principals of Electron microscope And its advances	Dr. Smita Chaware
10.	Tissue Processing	Theory	1 hr.			Dr. Anuja Maniyar
11.	Decalcification And Ground Section	Theory	1 hr.			Dr. Nishat Shah
12.	Specialized Staining	Theory	1 hr.			Dr. Anuja Maniyar
13.	Slide Show of Webinar	Practical	1 hr.	Module-4		Dr. Varsha Sangle
14.	Demonstration videos of the webinar Part-I	Practical	1 hr.		Demonstration and working principals of specialized microscope	Dr. Varsha Sangle
15.	MCQ's Questionnaire	Practical	1 hr.		MCQ's test	Dr. Smita Chaware
16.	Demonstration videos of the webinar Part-II	Practical	1 hr.		Demonstration and working principals of specialized microscope	Dr. Smita Chaware

Modules were conducted by:

Dr. Anuja Maniyar (Prof and HOD, Department of Oral Pathology and Microbiology)

Dr. Nishat Shah (Reader, Department of Oral Pathology and Microbiology)

Dr. Varsha Sangle (Sr. Lecturer, Department of Oral Pathology and Microbiology)

Dr. Smita Chaware (Sr. Lecturer, Department of Oral Pathology and Microbiology)

B. Communication Letters of the programme:-

(ANNEXURE I)

Permission letter from Principal, Academic Committee, Circular

C. Report:

ADD-ON course was conducted in Department of Oral Pathology, *MIDSR Dental College Latur*. First BDS students of *MIDSR College* attended the course.

Sr. no.	Title	No. of Participants
1	Hidden eyes IN PATHOLOGY	99

Dr. Anuja Maniyar (HOD & Prof), Dr. Nishat Shah (Reader), Dr. Varsha Sangle (Reader), Dr. Smita Chaware (Lecturer), and Samad Shaikh (Technician) had conducted the program. Orientation lecture conducted by Dr. Nishat Shah, Module discussion by Dr. Nishat Shah, Dr. Anuja Maniyar, Dr. Varsha Sangle and Dr. Smita Chaware and Validatory function conducted by all staff.

D. Course schedule:


Date	Time	TOPIC	SPEAKER
11-01-2018	2:00pm-4:00pm 2hrs	Introduction and Registration Basic Principal of Simple Microscope	Dr. Nishat Shah
12-01-2018	2:00pm-4:00pm 2hrs	Compound microscope	Dr. Varsha Sangle
18-01-2018	2:00pm-4:00pm 2hrs	Specialized microscope: Part-1 Polarized microscope	Dr. Anuja Maniyar
19-01-2018	2:00pm-4:00pm 2hrs	Specialized microscope: Part-2 Dark-field and phase contrast	Dr. Smita Chaware
25-01-2018	2:00pm-4:00pm 2hrs	Specialized microscope: Part-3 Fluorescent Microscope	Dr. Varsha Sangle
01-02-2018	2:00pm-4:00pm 2hrs	Electron microscope	Dr. Smita Chaware
02-02-2018	2:00pm-4:00pm 2hrs	Tissue Processing Decalcification And Ground Section Specialized Staining	Dr. Anuja Maniyar & Dr. Nishat Shah

08-2-2018	2:00pm-4:00pm 2hrs	Valedictory Function	ALL STAFF
-----------	-----------------------	----------------------	-----------

E. List of Participants


(ANNEXURE II)

MAEER PUNE'S



MAHARASHTRA INSTITUTE OF DENTAL SCIENCES AND RESEARCH, LATUR

(DENTAL COLLEGE & HOSPITAL)



DEPARTMENT OF ORAL PATHOLOGY

“HIDDEN EYES IN PATHOLOGY”

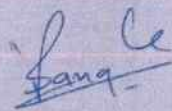
Participants list 2017-2018

Sr. No.	Students Name	Year	Sign
1	BANSODE SURAJ BHAGWAN	I BDS	<i>Bansode</i>
2	BARURE SHRADHA UDDHAV	I BDS	<i>Shradha</i>
3	BHAGWAT KALYANI SURESH	I BDS	<i>Kalyani</i>
4	BIRAJDAR SHILPASHRI H	I BDS	<i>Shilpa</i>
5	CHAMLE GANGESHWARI V	I BDS	<i>Gangeshwari</i>
6	CHANDANSHIVE ANKITA RAJU	I BDS	<i>Ankita</i>
7	CHANALE VISHWANATH M	I BDS	<i>Ankita</i>
8	CHIDRIKAR SHREYA KASHINATH	I BDS	<i>Shreya</i>
9	CHOUNDE GAURI SANJAYAPPA	I BDS	<i>Gauri</i>
10	DAHIPHALE RUTUJA M	I BDS	<i>Rutuja</i>
11	DESHMUKH SHRUTI S	I BDS	<i>Shruti</i>
12	DESHMUKH SHRUTI TANAJI	I BDS	<i>Shruti</i>
13	DHAYGUDE SADHANA VIJAY	I BDS	<i>Sadhana</i>
14	GAIKE TRUPTI SANJAY	I BDS	<i>Trupti</i>
15	GAIKWAD VAISHALI VILAS	I BDS	<i>Vaishali</i>
16	GATATE MADHURI SATISHAPPA	I BDS	<i>Madhuri</i>
17	GATTANI GAURI SANTOSH	I BDS	<i>Gauri</i>
18	GAWADE ANURADHA KRISHNA	I BDS	<i>Anuradha</i>
19	GIRAM VAISHNAVI KISHOR	I BDS	<i>Vaishnavi</i>
20	GODBOLE SWAPNIL BALAJI	I BDS	<i>Swapnil</i>
21	GOPALGHARE DNYANESHWAR R	I BDS	<i>Dnyaneshwar</i>
22	GORE MRINALINI PANDURANG	I BDS	<i>Mrinalini</i>
23	HAKE SNEHAL BABASAHEB	I BDS	<i>Snehal</i>
24	HARIYANI MAHIMA SHAMLAL	I BDS	<i>Mahima</i>
25	HOPLE SNEHA VIJAYRAO	I BDS	<i>Sneha</i>
26	INGLE SHREYA SHANTILAL	I BDS	<i>Shreya</i>
27	JADHAV NITIN BHANUDAS	I BDS	<i>Nitin</i>
28	JADHAV PAWAN SADASHIV	I BDS	<i>Pawan</i>

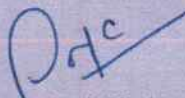
29	JADHAV PRIYANJALI P	I BDS	Priyansi
30	JADHAV PRIYANKA VINODRAO	I BDS	Jadhav P.
31	JADHAWAR DIPALI BALASAHEB	I BDS	Dadhavas
32	JONDHALE PRAGATI ASHOK	I BDS	Pragati
33	JOSHI MANDAR MANOHAR	I BDS	Mandari
34	KALANTRI RUTUJA SURENDRA	I BDS	Rutuja K.
35	KAMBALE DIVYA VILASRAO	I BDS	Divya
36	KAMBALE GOVIND KUNDLIK	I BDS	Govind
37	KAMADAR JANHAVI AVINASH	I BDS	Janhavi
38	KASHTEKAR AKANAKSHA M	I BDS	Akanaksha
39	KENDRE AISHWARAYA A	I BDS	Aishwarya
40	KHANDADE DISHA LIMBRAJ	I BDS	Disha K.
41	KHANDADE GANESH DNYANOBA	I BDS	Ganesh
42	KHETRE SWAPNIL SHRIKRISHNA	I BDS	Swapnil
43	KHUDE SHIVPRIYA SHIVAJI	I BDS	Shivpriya
44	KULKARNI VISHAKHA UDAY	I BDS	Vishakha K.
45	KURESHI NAVAL ANJUM M. I.	I BDS	K. Naval
46	LAD GEETANJALI SANJIVAN	I BDS	Geetanjali
47	LIMBORE NEHA MAINODIN	I BDS	Neha L.
48	LODHA CHITALI RAJENDRA	I BDS	Chitali
49	MAMDE DEEPALI HANUMANT	I BDS	Deepali
50	MHETRE ANJALI UDHAV	I BDS	Anjali
51	MOHEKAR DNYANESHWARI Y	I BDS	Dnyaneshwari
52	MOREY SAYALI SANJAY	I BDS	Sayali M.
53	MUNDE POOJA SURESH	I BDS	Pooja
54	MUNDHE MEERA SHRIPATI	I BDS	MEERA
55	MUNDHE RADHIKA PATLOBA	I BDS	Radhika M.
56	NANNE PRANJALI SANJAY	I BDS	Pranjali
57	NAVANDAR ANUJA V.	I BDS	Anuja
58	OGALE ARTI ATMARAM	I BDS	Arti
59	PANCHAL DHANASHRI M.	I BDS	Dhanashri
60	PATHAN MAHEWISH FATEMA J.K	I BDS	Mahewish
61	PATHAN NAUSHABA RASHID	I BDS	Naushaba
62	PATIL PRAJAKTA SHRIKANT	I BDS	Prajakta
63	PATIL SHIVANI VISHWAS	I BDS	Shivani
64	PATIL VAISHNAVI SUDHIR	I BDS	Vaishnavi
65	PHANSALKAR PARTH A.	I BDS	Parth
66	PHUTANE KASHMIRI K.	I BDS	Kashmiri
67	PINATE SURAJ RAM	I BDS	Suraj
68	POKALWAR ROHIT GANESH	I BDS	Rohit
69	POTE GANPAT DIGAMBAR	I BDS	Rohit P.
70	PURI MANASI SUNIL	I BDS	Manasi
71	RAKH VIVEK VINOD	I BDS	Vivek
72	REDDYARADWAD N.R.	I BDS	N. Reddy
73	ROKDE RUTUJA SHIDDHESHWAR	I BDS	Rutuja

74	SARPE DIKSHA VIJAY	I BDS	Diksha
75	SATHE RUTUJA KISORE	I BDS	Rutuja
76	SAYYED HASHMI ADEEBA B.	I BDS	Hashmi
77	SELUKAR KIRTI DAYANAND	I BDS	Kirti
78	SHANKURWAR NAVINKUMAR N.	I BDS	Navinkumar
79	SHINDE PRAJAKTA BALASAHEB	I BDS	Prajakta
80	SHINGARE RANJEET DEEPAKRAO	I BDS	Ranjeet
81	SIDDIQUI SALAMA IRFAN A.	I BDS	Salama
82	SOMANI NEHA VIJAY	I BDS	Neha
83	SONWANE SHIVANI SURESH	I BDS	Shivani
84	SURYAWANSHI SWATI A.	I BDS	Swati
85	SURYAWANSHI YOGESH G.	I BDS	Yogesh
86	SWAMI PRAJAKTA RAMAKANT	I BDS	Prajakta
87	SWAMI SHREYA AJAY	I BDS	Shreya
88	SWAMI SHREYA SAMBHAYYA	I BDS	Shreya
89	TADWALKAR SHIVANI R.	I BDS	Shivani
90	THAKARE POOJA DHARMRAJ	I BDS	Pooja
91	THORAT DIKSHA RAMAKANT	I BDS	Diksha
92	TONDCHIRKAR ADITI NIRBHAY	I BDS	Aditi
93	VHANMANE GURUNATH N.S	I BDS	Gurunath
94	VIPRA PRACHI PRAVIN	I BDS	Prachi
95	WADEKAR KOMAL H.	I BDS	Komal
96	WAGHMARE DIPALI BALAJI	I BDS	Dipalimare
97	YEDLE ARTI SATYAWAN	I BDS	Arti
98	YELAPURE NISHIGANDHA B.	I BDS	Nishigandha
99	ZILLE AISHWARYA M.	I BDS	Aishwarya

THESE ARE THE REGISTERED STUDENTS WHO ATTENDED THE LECTURES OF THE COURSE.



Dr. Varsha Sangle
Co-ordinator
Oral Pathology & Microbiology
MIDSR Dental College, Latur



Dr. Anuja Maniyar
Head of the Department
Oral Pathology & Microbiology
MIDSR Dental College, Latur



Dr. Suresh S. Kamble
Principal,
MIDSR Dental College, Latur

Principal
M.I.D.S.R. Dental College
LATUR

F. Certificate



G. Photos of the course



Dr. Anuja Maniyar taking lecture



Dr. Varsha Sangle taking session



Dr. Smita Chaware taking session

H. Overview of the Programme:

The programme was successful. Students got knowledge and cleared their queries regarding Microscope and Lab-techniques. It improved interactions and sharing of valuable knowledge.

Dr. Varsha Sangle
Co-ordinator
Oral Pathology & Microbiology
MIDSR Dental College, Latur

Dr. Anuja Maniyar
Head of the Department
Oral Pathology & Microbiology
MIDSR Dental College, Latur

Dr. Suresh S. Kamble
Principal,
MIDSR Dental College, Latur

DEPARTMENT OF ORAL PATHOLOGY

APPLICATION

Date: 03/01/2019

TO,

The Chairperson,

Academic committee,

MIDSR Dental College Latur


Sub: Regarding Departmental ADD-ON course schedule 2018-2019.

Respected sir,

Hereby we are submitting the schedule of **“Hidden eyes IN PATHOLOGY”** course to be conducted in the year 2018-19 for undergraduate student. Kindly go through it and permit us for the same.

Thanking you

permitted



HOD

DEPARTMENT OF ORAL PATHOLOGY

DEPARTMENT OF ORAL PATHOLOGY

APPLICATION

Date: 02/01/2019

TO,

The Principal,


MIDSR Dental College Latur

Sub: Regarding Departmental ADD-ON course schedule 2018-2019.

Respected sir,

Hereby we are submitting the schedule of **“Hidden eyes IN PATHOLOGY”** course to be conducted in the year 2018-2019 for undergraduate student. Kindly go through it and permit us for the same.

Thanking you


HOD

DEPARTMENT OF ORAL PATHOLOGY

Permitted



Principal
M.I.D.S.R. Dental College
LATUR



MAEER PUNE'S
**MAHARASHTRA INSTITUTE OF
DENTAL SCIENCES AND RESEARCH,**
(Dental College & Hospital) **LATUR**



Vishwnathpuram, Ambajogai Road,
Latur-413512 (M.S)

Tel : 02382-227424, 227703
Fax: 02382-227063, 228939

Email : principal@mitmidsr.edu.in
website: www.mitmidsr.ac.in

Date: - 03/01/2019

DEPARTMENT OF ORAL PATHOLOGY

CIRCULAR

All students and staff, hereby informed that, Department of Oral Pathology and Microbiology is organizing a Hidden Eyes in Pathology course 2018-2019 from 10-01-19 to 01-02-19. Kindly, do the registration and attend the same.

Inform to:-

All Departments, teaching staff,

MIDSR Dental College, Latur

MIMSR Medical College, Latur (Respective Departments)


Principal
MIDSR Dental College
LATUR

MIDSR Dental College, Latur.

Brochure of course



**MAHARASHTRA INSTITUTE OF DENTAL SCIENCES AND RESEARCH,
DENTAL COLLEGE, LATUR (MAHARASHTRA)**



DEPARTMENT OF ORAL PATHOLOGY CONDUCTING AN ADD-ON COURSE

Hidden eyes IN PATHOLOGY



**MAEER'S PUNE
Maharashtra Institute of Dental Sciences
and Research Centre, Latur**

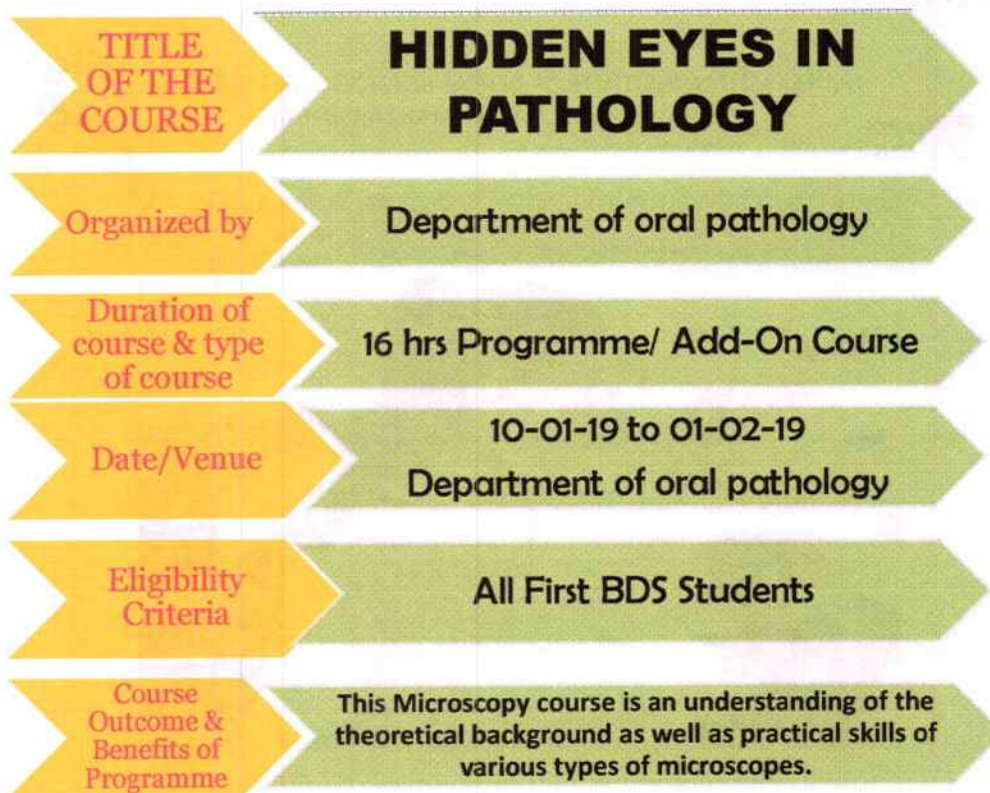


DEPARTMENT OF ORAL PATHOLOGY

**HIDDEN EYES IN PATHOLOGY
AN ADD-ON COURSE**

**Organizing Chairperson
Dr. Anuja Maniyar**

**Organizing Secretary
Dr. Varsha Sangle**



Date	Time	TOPIC	SPEAKER
10-01-2019	2:00pm-4:00pm 2hrs	Introduction and Registration Basic Principal of Simple Microscope	Dr. Nishat Shah
11-01-2019	2:00pm-4:00pm 2hrs	Compound microscope	Dr. Varsha Sangle
17-01-2019	2:00pm-4:00pm 2hrs	Specialized microscope: Part-1 Polarized microscope	Dr. Anuja Maniyar
18-01-2019	2:00pm-4:00pm 2hrs	Specialized microscope: Part-2 Dark-field and phase contrast	Dr. Smita Chaware

Date	Time	TOPIC	SPEAKER
24-01-2019	2:00pm-4:00pm 2hrs	Specialized microscope: Part-3 Fluorescent Microscope	Dr. Varsha Sangle
25-01-2019	2:00pm-4:00pm 2hrs	Electron microscope	Dr. Smita Chaware
31-01-2019	2:00pm-4:00pm 2hrs	Tissue Processing Decalcification And Ground Section Specialized Staining	Dr. Anuja Maniyar & Dr. Nishat Shah
01-02-2019	2:00pm-4:00pm 2hrs	Valedictory Function	ALL STAFF

HIDDEN EYES IN PATHOLOGY *ADD-ON COURSE REPORT 2018-19*

Department of Oral Pathology, MIDSR Dental College Latur organized an ADD-ON course "Hidden eyes IN PATHOLOGY", 10-01-19 to 01-02-19

A. Introduction:

This course was offered by Department of Oral Pathology, MIDSR College Latur. This Microscopy course was an understanding of the theoretical background as well as practical skills of various types of microscopes. Lectures were followed by practical demonstrations. This course provided an introduction to microscopy and operation of a various types of microscope.

Course learning outcome:

After this course, students were able to identify and understand the basic principal components of simple and compound microscope, working principals and advances of specialized microscope, its set-up and uses.

Objectives of the Training:

- To identify and understand the working principal of simple and light microscope
- To identify and understand the working principal of specialized microscope
- To understand the microscopic advantages.

Learning Resources:

A variety of learning resources were utilized in terms of lectures with power point presentation, & videos

Course Assessment: Assessment of student was done on the basis of exercises (slide tests and interactive sessions) allotted to them along with viva question.

Course certification:

The course was conducted by Department of Oral Pathology and Microbiology, MIDSR College Latur. At the end of 4th module participants were presented with the certificate; provided that he/she should have completed the course.

Eligibility-All FIRST BDS students could join the course.

Course schedule – It comprised of four modules of 16 hours within stipulated time period of a month. Course starts by January of every year.

Course Module:

Sr. No.	Name of topic	Theory/ practical	Hours	Type of module	Description	Staff name
1	Introduction and registration		1 hr.	Module-1	Introduction to microscope	Dr. Nishat Shah
2	Basic Principal of Simple Microscope	Theory	1 hr.		Working principals of simple microscope And its advances	Dr. Anuja Maniyar
3.	Compound microscope Part-I	Theory	1 hr.		Working principals of compound microscope And its advances	Dr. Varsha Sangle
4.	Compound microscope Part-II	Theory	1 hr.		Components Of Compound Microscope	Dr. Varsha Sangle
5.	Specialized microscope: Part-1 Dark-field and phase contrast	Theory	1 hr.	Module-2	Working principals of of Dark-field and phase contrast microscope And its advances	Dr. Smita Chaware
6.	Specialized microscope: Part-2 Polarized microscope	Theory	1 hr.		Working principals of Polarized microscope And its advances	Dr. Anuja Maniyar
7.	Specialized microscope: Part-3: Fluorescent microscope	Theory	1 hr.		Working principals of Fluorescent microscope And its advances	Dr. Varsha Sangle
8.	Interference, Confocal and Stereo microscope	Theory	1 hr.		Working principals of Stereo microscope And its advances	Dr. Nishat Shah
9.	Electron microscope	Theory	1 hr.	Module-3	Working principals of Electron	Dr. Smita Chaware

					microscope And its advances	
10.	Tissue Processing	Theory	1 hr.			Dr. Anuja Maniyar
11.	Decalcification And Ground Section	Theory	1 hr.			Dr. Nishat Shah
12.	Specialized Staining	Theory	1 hr.			Dr. Anuja Maniyar
13.	Slide Show of Webinar	Practical	1 hr.	Module-4		Dr. Varsha Sangle
14.	Demonstration videos of the webinar Part-I	Practical	1 hr.		Demonstration and working principals of specialized microscope	Dr. Varsha Sangle
15.	MCQ's Questionnaire	Practical	1 hr.		MCQ's test	Dr. Smita Chaware
16.	Demonstration videos of the webinar Part-II	Practical	1 hr.		Demonstration and working principals of specialized microscope	Dr. Smita Chaware

Modules were conducted by:

Dr. Anuja Maniyar (Prof and HOD, Department of Oral Pathology and Microbiology)

Dr. Nishat Shah (Reader, Department of Oral Pathology and Microbiology)

Dr. Varsha Sangle (Sr. Lecturer, Department of Oral Pathology and Microbiology)

Dr. Smita Chaware (Sr. Lecturer, Department of Oral Pathology and Microbiology)

B. Communication Letters of the programme:- (ANNEXURE I)

Permission letter from Principal, Academic Committee, Circular

C. Report:

ADD-ON course was conducted in Department of Oral Pathology, MIDSR Dental College Latur. First BDS students of MIDSR College attended the course.

Sr. no.	Title	No. of Participants
1	Hidden eyes IN PATHOLOGY	100

Dr. Anuja Maniyar (HOD &Prof), Dr. Nishat Shah (Reader), Dr. Varsha Sangle (Reader), Dr. Smita Chaware (Lecturer), and Samad Shaikh (Technician) had conducted the program. Orientation lecture conducted by Dr. Nishat Shah, Module discussion by Dr. Nishat Shah, Dr. Anuja Maniyar, Dr. Varsha Sangle and Dr. Smita Chaware and Validectomy function conducted by all staff.

D. Course Schedule:

Date	Time	TOPIC	SPEAKER
10-01-2019	2:00pm-4:00pm 2hrs	Introduction and Registration Basic Principal of Simple Microscope	Dr. Nishat Shah
11-01-2019	2:00pm-4:00pm 2hrs	Compound microscope	Dr. Varsha Sangle
17-01-2019	2:00pm-4:00pm 2hrs	Specialized microscope: Part-1 Polarized microscope	Dr. Anuja Maniyar
18-01-2019	2:00pm-4:00pm 2hrs	Specialized microscope: Part-2 Dark-field and phase contrast	Dr. Smita Chaware
24-01-2019	2:00pm-4:00pm 2hrs	Specialized microscope: Part-3 Fluorescent Microscope	Dr. Varsha Sangle
25-01-2019	2:00pm-4:00pm 2hrs	Electron microscope	Dr. Smita Chaware

31-01-2019	2:00pm-4:00pm 2hrs	Tissue Processing Decalcification And Ground Section Specialized Staining	Dr. Anuja Maniyar & Dr. Nishat Shah
01-02-2019	2:00pm-4:00pm 2hrs	Valedictory Function	ALL STAFF

E. List of Participants

(ANNEXURE II)

MAHER PUNE'S
**MAHARASHTRA INSTITUTE OF
 DENTAL SCIENCES AND
 RESEARCH, LATUR**
 (DENTAL COLLEGE & HOSPITAL)

DEPARTMENT OF ORAL PATHOLOGY

"HIDDEN EYES IN PATHOLOGY"

Participants list 2018-2019

Sr. No.	Students Name	Year	Sign
1	Adude Shraddha S	I BDS	Adude
2	Agrawal Chetna P	I BDS	Chetna
3	Batule Sarita B	I BDS	Sarita
4	Bendle Sonali R	I BDS	Sonali
5	Bhatane Savitra N	I BDS	Savitra
6	Bhikne yash N	I BDS	Yash
7	Bhosle Namrata N	I BDS	Namrata
8	Bhosle Priyanka A	I BDS	Priyanka
9	Biradar Shraddha S	I BDS	Shraddha
10	Biradar Shubhangi H	I BDS	Shubhangi
11	Bokade Anteshwari L	I BDS	Anteshwari
12	Chandak Aditi G	I BDS	Aditi
13	Chate Mansi M	I BDS	Mansi
14	Chavan Aditi A	I BDS	Aditi
15	Chavan Pratiksha P	I BDS	Pratiksha
16	Chavan Rachna S	I BDS	Rachna
17	Chavan Sachin V	I BDS	Sachin
18	Chendkale Priti A	I BDS	Priti
19	Choudhary Vaibhavi M	I BDS	Vaibhavi
20	Deekshit Aishwarya V	I BDS	Aishwarya
21	Dharane Aishwarya P	I BDS	Aishwarya
22	Faras Jasmin Y	I BDS	Jasmin
23	Fulmali Anisha R	I BDS	Anisha
24	Gaikwad Rutu B	I BDS	Rutu
25	Gajulwar Gamanashri V	I BDS	Gamanashri
26	Gambhire Pranita A	I BDS	Pranita
27	Garad Pooja G	I BDS	Pooja
28	Ghadge Priyanka R	I BDS	Priyanka
29	Gholve Pranita S	I BDS	Pranita

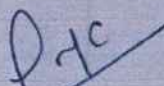
30	Godeoure Ojaswi V	I BDS	<i>[Signature]</i>
31	Gondane Rupali D	I BDS	<i>[Signature]</i>
32	Hange Shradha R	I BDS	<i>[Signature]</i>
33	Hippalgave Vaishnavi V	I BDS	<i>[Signature]</i>
34	Jadhav Pratiksha D	I BDS	<i>[Signature]</i>
35	Jadhavar Mayuri V	I BDS	<i>[Signature]</i>
36	Jirge Prajakta N	I BDS	<i>[Signature]</i>
37	Kalantry Neha S	I BDS	<i>[Signature]</i>
38	Kale Pratik T	I BDS	<i>[Signature]</i>
39	Kambale Shruti K	I BDS	<i>[Signature]</i>
40	Karad Prati S	I BDS	<i>[Signature]</i>
41	Karpe Prajakta V	I BDS	<i>[Signature]</i>
42	Kasle Samiksha S	I BDS	<i>[Signature]</i>
43	Kawle Praksh K	I BDS	<i>[Signature]</i>
44	Kayande Shreya R	I BDS	<i>[Signature]</i>
45	Kedar Monika D	I BDS	<i>[Signature]</i>
46	Kelaskar Nishigandha C	I BDS	<i>[Signature]</i>
47	Kendre Ashlesha S	I BDS	<i>[Signature]</i>
48	Kombade Shradha R	I BDS	<i>[Signature]</i>
49	Koskewad Prathmesh p	I BDS	<i>[Signature]</i>
50	Kothale Mayuri V	I BDS	<i>[Signature]</i>
51	Kulkarni Priya N	I BDS	<i>[Signature]</i>
52	Kulkarni Sagar M	I BDS	<i>[Signature]</i>
53	Lad Sonali B	I BDS	<i>[Signature]</i>
54	Ladke Siddhi S	I BDS	<i>[Signature]</i>
55	Lakhe Anushka A	I BDS	<i>[Signature]</i>
56	Madrewar suraj S	I BDS	<i>[Signature]</i>
57	Maldode Nandini D	I BDS	<i>[Signature]</i>
58	Malu Aparna O	I BDS	<i>[Signature]</i>
59	Malviya Dinal G.	I BDS	<i>[Signature]</i>
60	Mamdege Sakshi K.	I BDS	<i>[Signature]</i>
61	Mane Tejashri T.	I BDS	<i>[Signature]</i>
62	Manthale Nabha G.	I BDS	<i>[Signature]</i>
63	mehetre Mohini L.	I BDS	<i>[Signature]</i>
64	Mhetre Shruti S.	I BDS	<i>[Signature]</i>
65	Miniyar Ankita S.	I BDS	<i>[Signature]</i>
66	Momim Sana K.	I BDS	<i>[Signature]</i>
67	More Shital A.	I BDS	<i>[Signature]</i>
68	Mule Pooja R.	I BDS	<i>[Signature]</i>
69	Munde Abhishek A.	I BDS	<i>[Signature]</i>
70	Nade Sayali U.	I BDS	<i>[Signature]</i>
71	Newale Vaishnavi D.	I BDS	<i>[Signature]</i>
72	Niras Harshada P.	I BDS	<i>[Signature]</i>
73	Pande Kirti P.	I BDS	<i>[Signature]</i>
74	Pardeshi Yogita S.	I BDS	<i>[Signature]</i>
75	Patil Prajakta R.	I BDS	<i>[Signature]</i>
76	Patil Sayali A.	I BDS	<i>[Signature]</i>

77	Pawar Samikash S.	I BDS	Samikash
78	Randive Utkarsha D.	I BDS	Utkarsha
79	Ranvir Vidya V.	I BDS	Ranvir
80	Rathod Sachin G.	I BDS	Sachin
81	Sangavikar Vinayak K.	I BDS	Vinayak
82	Sarang Vinayak R.	I BDS	Vinayak
83	Satpute Nikita T.	I BDS	Nikita
84	Sawant Rohit C.	I BDS	Rohit
85	Swant Shruti S.	I BDS	Shruti
86	Shaikh Arshiya J.	I BDS	Arshiya
87	Shelke Pooja A.	I BDS	Pooja
88	Sherkhane Pragti D.	I BDS	Pragati
89	Shinde Shrotri J.	I BDS	Shrotri
90	Shirure Shivani S.	I BDS	Shivani
91	Sonwane Shubhangi D.	I BDS	Shubhangi
92	Swami Shivangi S.	I BDS	Shivangi
93	Thagnar Pratiksha U.	I BDS	Pratiksha
94	Thorat Tulsi P.	I BDS	Tulsi
95	Totla Tulsi P.	I BDS	Tulsi
96	Ujankar Tejaswini S.	I BDS	Tejaswini
97	Waghmare Pradnya V.	I BDS	Pradnya
98	Wankhede Nikita C.	I BDS	Nikita
99	Wanole Ajit M.	I BDS	Ajit
100	Yadhav Asmita R.	I BDS	Asmita

THESE ARE THE REGISTERED STUDENTS WHO ATTENDED THE LECTURES OF THE COURSE.



Dr. Varsha Sangale
Co-ordinator
Oral Pathology & Microbiology
MIDSR Dental College, Latur



Dr. Anuja Maniyar
Head of the Department
Oral Pathology & Microbiology
MIDSR Dental College, Latur




Dr. Suresh S. Kamble
Principal,
MIDSR Dental College, Latur

Principal
M.I.D.S.R. Dental College
LATUR

F. Certificate



MAEER'S PUNE
Maharashtra Institute of Dental Sciences
and Research Centre, Latur


MIDSR

Certificate of Participation

Hidden eyes IN PATHOLOGY

This is to certify that Dr/Mr/Mrs..... had attended
"Hidden Eyes in Pathology" dated on..10/01/2019..To...01/02/2019. at
Department of Oral Pathology And Microbiology, MIDSR DENTAL
COLLEGE, LATUR.

 Dr. Varsha Sangle Co-ordinator Oral Pathology & Microbiology MIDSR Dental College, Latur	 Dr. Anuja Maniyar Head of the Department Oral Pathology & Microbiology MIDSR Dental College, Latur	 Dr. Suresh S. Kamble Principal, MIDSR Dental College, Latur
---	---	---

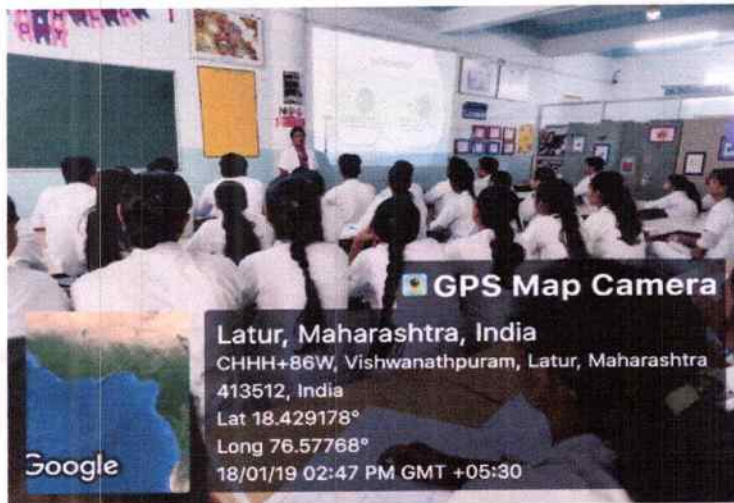
G. Photos of the course



Dr. Anuja Maniyar taking a session



Dr. Varsha Sangle taking a session



Dr. Smita Chaware taking a session

H. Overview of the Programme:

The programme was successful. Students got knowledge and cleared their queries regarding Microscope and Lab-techniques. It improved interactions and sharing of valuable knowledge.

Dr. Varsha Sangle
Co-ordinator
Oral Pathology & Microbiology
MIDSR Dental College, Latur

Dr. Anuja Maniyar
Head of the Department
Oral Pathology & Microbiology
MIDSR Dental College, Latur

Dr. Suresh S. Kamble
Principal,
MIDSR Dental College, Latur

DEPARTMENT OF ORAL PATHOLOGY
APPLICATION

Date: 3/01/2020

TO,
The Chairperson,
Academic committee,
MIDSR Dental College Latur

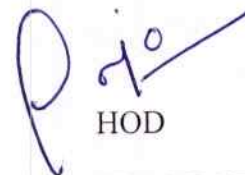
Sub: Regarding Departmental ADD-ON course schedule 2019-2020.

Respected sir,

Hereby we are submitting the schedule of "**Hidden eyes IN PATHOLOGY**" course to be conducted in the year 2019-2020 for undergraduate student. Kindly go through it and permit us for the same.

Thanking you

Permitted



HOD

DEPARTMENT OF ORAL PATHOLOGY

DEPARTMENT OF ORAL PATHOLOGY

APPLICATION

Date: 2/01/2020

TO,

The Principal,


MIDSR Dental College Latur

Sub: Regarding Departmental ADD-ON course schedule 2019-2020.

Respected sir,

Hereby we are submitting the schedule of “ **Hidden eyes IN PATHOLOGY**” course to be conducted in the year 2019-2020 for undergraduate student. Kindly go through it and permit us for the same.

Thanking you


HOD

DEPARTMENT OF ORAL PATHOLOGY

Permitted



Principal
M.I.D.S.R. Dental College
LATUR



MAEER PUNE'S
**MAHARASHTRA INSTITUTE OF
DENTAL SCIENCES AND RESEARCH,**
(Dental College & Hospital) **LATUR**



Vishwnathpuram, Ambajogai Road,
Latur-413512 (M.S)

Tel : 02382-227424, 227703
Fax: 02382-227063, 228939

Email : principal@mitmidsr.edu.in
website: www.mitmidsr.ac.in

Date: - 03/01/2020

DEPARTMENT OF ORAL PATHOLOGY

CIRCULAR

All students and staff, hereby informed that, Department of Oral Pathology and Microbiology is organizing a Hidden Eyes in Pathology course 2019-2020 from 9-01-2020 to 31-01-2020. Kindly, do the registration and attend the same.

Inform to:-

All Departments, teaching staff,

MIDSR Dental College, Latur

MIMSR Medical College, Latur (Respective Departments)

Principal
MIDSR Dental College
LATUR

MIDSR Dental College, Latur.

Brochure of course





MAHARASHTRA INSTITUTE OF DENTAL SCIENCES AND RESEARCH,
DENTAL COLLEGE, LATUR (MAHARASHTRA)



DEPARTMENT OF ORAL PATHOLOGY CONDUCTING ONLINE AN ADD-ON COURSE

A Webinar on: Hidden eyes IN PATHOLOGY



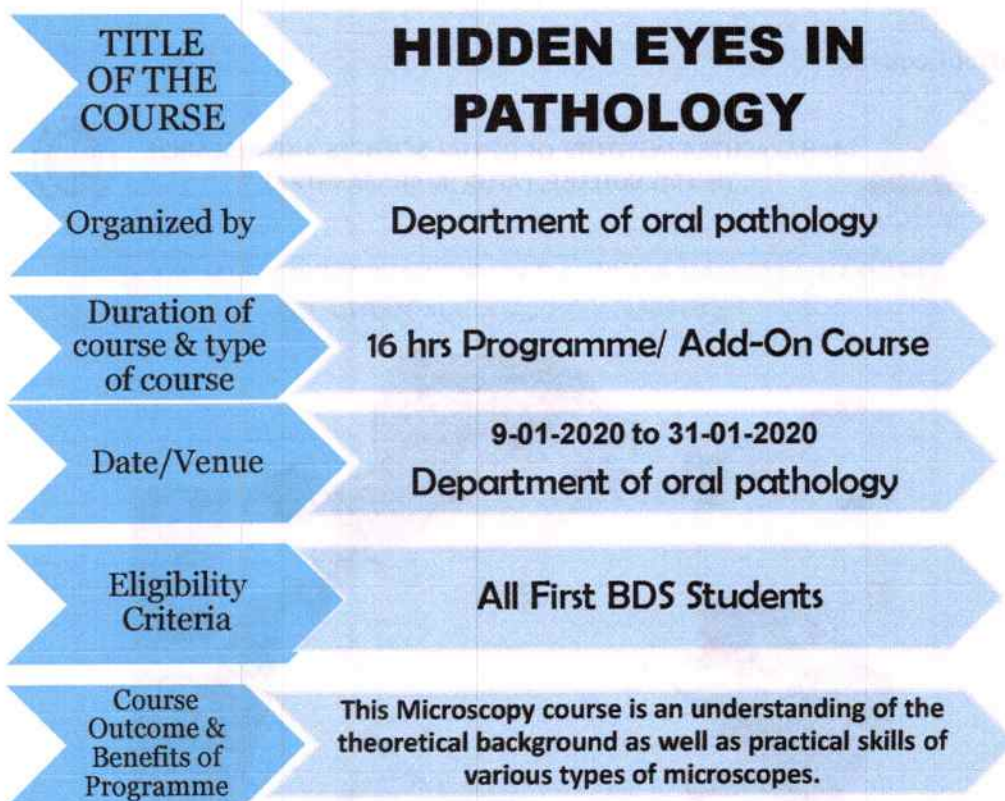
 **MAEER'S PUNE**
Maharashtra Institute of Dental Sciences
and Research Centre, Latur 

DEPARTMENT OF ORAL PATHOLOGY

A WEBINAR ON: HIDDEN EYES IN PATHOLOGY
AN ADD-ON COURSE

Organizing Chairperson
Dr. Anuja Maniyar

Organizing Secretary
Dr. Varsha Sangle



Date	Time	TOPIC	SPEAKER
9-01-2020	2:00pm-4:00pm 2hrs	Introduction and Registration Basic Principal of Simple Microscope	Dr. Nishat Shah
10-01-2020	2:00pm-4:00pm 2hrs	Compound microscope	Dr. Varsha Sangle
16-01-2020	2:00pm-4:00pm 2hrs	Specialized microscope: Part-1 Polarized microscope	Dr. Anuja Maniyar
17-01-2020	2:00pm-4:00pm 2hrs	Specialized microscope: Part-2 Dark-field and phase contrast	Dr. Smita Chaware

Date	Time	TOPIC	SPEAKER
23-01-2020	2:00pm-4:00pm 2hrs	Specialized microscope: Part-3 Fluorescent Microscope	Dr. Varsha Sangle
24-01-2020	2:00pm-4:00pm 2hrs	Electron microscope	Dr. Smita Chaware
30-01-2020	2:00pm-4:00pm 2hrs	Tissue Processing Decalcification And Ground Section Specialized Staining	Dr. Anuja Maniyar & Dr. Nishat Shah
31-01-2020	2:00pm-4:00pm 2hrs	Valedictory Function	ALL STAFF

HIDDEN EYES IN PATHOLOGY **ADD-ON COURSE REPORT 2019-20**

Department of Oral Pathology, MIDSR Dental College Latur organized an ADD-ON course "Hidden eyes IN PATHOLOGY", 9-01-2020 to 31-01-2020 for better understanding of the subject.

A. Introduction:

This course was offered by Department of Oral Pathology, MIDSR College Latur. This Microscopy course was an understanding of the theoretical background as well as practical skills of various types of microscopes. Lectures were followed by practical demonstrations. This course provided an introduction to microscopy and operation of a various types of microscope.

Course learning outcome:

After this course, students were able to identify and understand the basic principal components of simple and compound microscope, working principals and advances of specialized microscope, its set-up and uses.

Objectives of the Training:

- To identify and understand the working principal of simple and light microscope
- To identify and understand the working principal of specialized microscope
- To understand the microscopic advantages.

Learning Resources:

A variety of learning resources were utilized in terms of lectures with power point presentation, & videos

Course Assessment: Assessment of student was done on the basis of exercises (slide tests and interactive sessions) allotted to them along with viva question.

Course certification:

The course was conducted by Department of Oral Pathology and Microbiology, MIDSR College Latur. At the end of 4th module participants were presented with the certificate; provided that he/she should have completed the course.

Eligibility-All FIRST BDS students could join the course.

Course schedule – It comprised of four modules of 16 hours within stipulated time period of a month. Course starts by January of every year.

Sr. No.	Name of topic	Theory/ practical	Hours	Type of module	Description	Staff name
1	Introduction and registration		1 hr.	Module-1	Introduction to microscope	Dr. Nishat Shah
2	Basic Principal of Simple Microscope	Theory	1 hr.		Working principals of simple microscope And its advances	Dr. Anuja Maniyar
3.	Compound microscope Part-I	Theory	1 hr.		Working principals of compound microscope And its advances	Dr. Varsha Sangle
4.	Compound microscope Part-II	Theory	1 hr.		Components Of Compound Microscope	Dr. Varsha Sangle
5.	Specialized microscope: Part-1 Dark-field and phase contrast	Theory	1 hr.	Module-2	Working principals of of Dark-field and phase contrast microscope And its advances	Dr. Smita Chaware
6.	Specialized microscope: Part-2 Polarized microscope	Theory	1 hr.		Working principals of Polarized microscope And its advances	Dr. Anuja Maniyar
7.	Specialized microscope: Part-3: Fluorescent microscope	Theory	1 hr.		Working principals of Fluorescent microscope And its advances	Dr. Varsha Sangle
8.	Interference, Confocal and Stereo microscope	Theory	1 hr.		Working principals of Stereo microscope And its advances	Dr. Nishat Shah
9.	Electron microscope	Theory	1 hr.	Module-3	Working principals of Electron microscope	Dr. Smita Chaware

					And its advances	
10.	Tissue Processing	Theory	1 hr.			Dr. Anuja Maniyar
11.	Decalcification And Ground Section	Theory	1 hr.			Dr. Nishat Shah
12.	Specialized Staining	Theory	1 hr.			Dr. Anuja Maniyar
13.	Slide Show of Webinar	Practical	1 hr.	Module-4		Dr. Varsha Sangle
14.	Demonstration videos of the webinar Part-I	Practical	1 hr.		Demonstration and working principals of specialized microscope	Dr. Varsha Sangle
15.	MCQ's Questionnaire	Practical	1 hr.		MCQ's test	Dr. Smita Chaware
16.	Demonstration videos of the webinar Part-II	Practical	1 hr.		Demonstration and working principals of specialized microscope	Dr. Smita Chaware

Modules were conducted by:

Dr. Anuja Maniyar (Prof and HOD, Department of Oral Pathology and Microbiology)

Dr. Nishat Shah (Reader, Department of Oral Pathology and Microbiology)

Dr. Varsha Sangle (Sr. Lecturer, Department of Oral Pathology and Microbiology)

Dr. Smita Chaware (Sr. Lecturer, Department of Oral Pathology and Microbiology)

B. Communication Letters of the programme:-

(ANNEXURE I)

Permission letter from Principal, Academic Committee, Circular

C. Report:

ADD-ON course was conducted in Department of Oral Pathology, MIDSR Dental College Latur. First BDS students of MIDSR College attended the course.

<i>Sr. no.</i>	<i>Title</i>	<i>No. of Participants</i>
1	Hidden eyes IN PATHOLOGY	100

Dr. Anuja Maniyar (HOD &Prof), Dr. Nishat Shah (Reader), Dr. Varsha Sangle (Reader), Dr. Smita Chaware (Lecturer), and Samad Shaikh (Technician) had conducted the program. Orientation lecture conducted by Dr. Nishat Shah, Module discussion by Dr. Nishat Shah, Dr. Anuja Maniyar, Dr. Varsha Sangle and Dr. Smita Chaware and Validictory function conducted by all staff.

D. Course schedule:

Date	Time	TOPIC	SPEAKER
09-01-2020	2:00pm-4:00pm 2hrs	Introduction and Registration Basic Principal of Simple Microscope	Dr. Nishat Shah
10-01-2020	2:00pm-4:00pm 2hrs	Compound microscope	Dr. Varsha Sangle
16-01-2020	2:00pm-4:00pm 2hrs	Specialized microscope: Part-1 Polarized microscope	Dr. Anuja Maniyar
17-01-2020	2:00pm-4:00pm 2hrs	Specialized microscope: Part-2 Dark-field and phase contrast	Dr. Smita Chaware
23-01-2020	2:00pm-4:00pm 2hrs	Specialized microscope: Part-3 Fluorescent Microscope	Dr. Varsha Sangle
24-1-2020	2:00pm-4:00pm 2hrs	Electron microscope	Dr. Smita Chaware

30-1-2020	2:00pm-4:00pm 2hrs	Tissue Processing Decalcification And Ground Section Specialized Staining	Dr. Anuja Maniyar & Dr. Nishat Shah
31-1-2020	2:00pm-4:00pm 2hrs	Valedictory Function	ALL STAFF

E. List of Participants

(ANNEXURE II)

MAEER PUNE'S
**MAHARASHTRA INSTITUTE OF
DENTAL SCIENCES AND
RESEARCH, LATUR**
(DENTAL COLLEGE & HOSPITAL)

DEPARTMENT OF ORAL PATHOLOGY

"HIDDEN EYES IN PATHOLOGY"

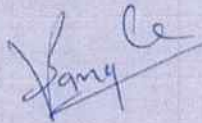
Participants list 2019-2020

Sr. No.	Students Name	Year	Sign
1	ANSARI IFRAFATEMA R	I BDS	Ifra
2	AOTE SAKSHI RAVINDRA	I BDS	Sakshi
3	APET ANUJA KAMLAKAR	I BDS	Anuja
4	BAHIR SHREYA SADASHIV	I BDS	Shreya
5	BAKSH AAREEJDANIYATABASSUM	I BDS	Aareeja
6	BALAI KUNAL SANJAY	I BDS	Kunal
7	BHALAKIKAR GAYATREE AJAY	I BDS	Gayatri
8	BHARATI RITIKA G	I BDS	Ritika
9	BHAVRE SNEHA BHEEM RAO	I BDS	Sneha
10	BHINGOLE ANKITA LAXMAN	I BDS	Ankita
11	BHOSALE RAJDEEP D	I BDS	Raj
12	BIRADAR HRUSHIKESH P.	I BDS	Hiradhar
13	BIRAJDAR ANURADHA T	I BDS	Anuradha
14	BIRAJDAR ASMITA PANDIT	I BDS	Asmita
15	BURANDE ANKITA R	I BDS	Ankita
16	CHALWADE PRATIKSHA P	I BDS	Pratiksha
17	CHAVAN AJIT SHESHERAO	I BDS	Ajit
18	CHAVAN DIKSHA RAMRAO	I BDS	Diksha
19	CHAVAN UMESH VENKATRAO	I BDS	Umesh
20	CHEDE AARTI DADASAHEB	I BDS	Aarti
21	CHEVALE SHREYASH SATISH	I BDS	Shreyash
22	CHODHARI SANKET SANJAY	I BDS	Sanket
23	DALVE DIKSHA DILIP	I BDS	Diksha
24	DARDA ADITI PRASHANT	I BDS	Aditi
25	DESHMUKH SHWETA B	I BDS	Shweta
26	DESHMUKH UDAY S	I BDS	Uday
27	DHAS AKSHADA MAHADEO	I BDS	Akshada
28	DHOOT SAKSHI DEEPAK	I BDS	Sakshi
29	DUDDE SAURABH S	I BDS	Saurabh
30	GAIKWAD AJAY PRADIP	I BDS	Ajay

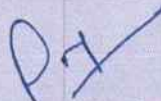
31	GAIKWAD SNEHALATA H	I BDS	Snehalata
32	HURDALE UTKARSHA S	I BDS	Hutkarsha
33	INGLE AMIT SHARAD	I BDS	Amit
34	JAGTAP VAISHNAVI BABURAO	I BDS	Vaishnavi
35	JAISWAL SHREYASH S	I BDS	Shreyash
36	JAJU BHAKTI RADHESHAM	I BDS	Bijay
37	JOGDAND VEDIKA V	I BDS	Vedika
38	KADAM AISHWARYA M	I BDS	Aishwarya
39	KADAM PRANITA MADHUKAR	I BDS	Pranita
40	KADAM SHRADDHA B	I BDS	Shraddha
41	KADELWAR SAYALI S	I BDS	Sayali
42	KAKDE NITA RAJARAM	I BDS	Nita
43	KALYANKAR YASHWANT N	I BDS	Yashwant
44	KAMBLE AMRUTA ANILKUMAR	I BDS	Amruta
45	KANADE SAMARTH ASHOK	I BDS	Maharaj
46	KAPARE MAHESH RAM	I BDS	Mahesh
47	KARAD SNEHA SHIVAJI	I BDS	Sneha
48	KATARIYA VAISHNAVI A	I BDS	Vaishnavi
49	KHAJA ASMA FATEMA KHAJA N	I BDS	Asma
50	KHARATMOL MAYURI RAM	I BDS	Mayuri
51	KOKANE SHUBHAM P	I BDS	Shubham
52	KOLAGE RUTUJA R	I BDS	Rutuja
53	KOLHE PREETI SHIRISH	I BDS	Preeti
54	KULKARNI RUGVED D	I BDS	Rugved
55	KUMBHAR KETAKI SURESH	I BDS	Ketaki
56	MANCHEKAR VINIT MAHESH	I BDS	Vinit
57	MANE SHITAL SAINATH	I BDS	Shital
58	MANKARI SHWETA S	I BDS	Shweta
59	MITKARI PRAJAKTA SUNIL	I BDS	Prajakta
60	MUCHATE AKSHAY G	I BDS	Akshay
61	MUDPE SNEHAL SANJAY	I BDS	Snehal
62	MULE SADANAND MANOHAR	I BDS	Sadane
63	MUNDHE MANSI GORAKH	I BDS	Mansi
64	NIMBALKAR ASMITA AJIT	I BDS	Asmita
65	OVERIKAR VAISHNAVI GIRISH	I BDS	Vaishnavi
66	PACHPOL ABOLI ATUL	I BDS	Aboli
67	PANCHAGALLE SHRADDHA S	I BDS	Shraddha
68	PANDEY JYOTI PRAVIN KUMAR	I BDS	Jyoti
69	PATHAK DHANSHRI AVINASH	I BDS	Dhanashri
70	PATHAN AYESHA YAHYAKHAN	I BDS	Ayesha
71	PATIL AKANKSHA ANANTRAO	I BDS	Akanksha
72	PATIL APARNA ARUN	I BDS	Aparna
73	PAWAR VIVEKA RAJENDRA	I BDS	Viveka
74	PHAD DEEPALI NARAYAN	I BDS	Deepali
75	PHOLE SHUBHAM SUBHASH	I BDS	Shubham
76	POTDAR SAKSHI MAHESH	I BDS	Sakshi
77	RAJARUPE SHIVANI RAJKUMAR	I BDS	Shivani

78	RAJPUT ASHUTOSH SANJAY	I BDS	Ashutosh
79	RANBHARE MAYURI UMAKANT	I BDS	Mayuri
80	RAUT GAYATRI SHESHERAO	I BDS	Gayatri
81	SHAH MIRUP RUPAL	I BDS	Mirup
82	SHAIKH ALFINE BARKATALI	I BDS	Alfine
83	SHAIKH BIBI HAJRA NIZAM	I BDS	Hajra
84	SHAIKH MAHEWISH J	I BDS	Mahewish
85	SHAIKH MOHD JUNAID MOHD J	I BDS	Junaid
86	SHARANGARE SNEHA K	I BDS	Sneha
87	SHETKAR RUDRANI MAHESH	I BDS	Rudrani
88	SHINDE RUTUJA GITESH	I BDS	Rutuja
89	SHINDE VAISHNAVI ASHOK	I BDS	Vaishnavi
90	SONWANE SAKSHI JITENDRA	I BDS	Sakshi
91	SUKNE VISHAKHA GAJANAN	I BDS	Vishakha
92	SWAMI AISHWARYA SOMNATH	I BDS	Aishwarya
93	SYED SARA AYMAN ALI M	I BDS	Syeda
94	TAKSALE AMRUTA MANIKRAO	I BDS	Amruta
95	UKIRADE ANKITA SHARAD	I BDS	Ankita
96	VAYBASE SHRINIVAS A	I BDS	Shrinivas
97	VIBHUTE SHUBHAM S	I BDS	Shubham
98	VIDHATE TEJASWINI GIRISH	I BDS	Tejaswini
99	WAGHMARE SHUBHANGI M	I BDS	Shubhangi
100	ZAGADE NEHA ASHOK	I BDS	Neha

THESE ARE THE REGISTERED STUDENTS FOR THE COURSE WHO ATTENDED THE LECTURES.



Dr. Varsha Sangle
Co-ordinator
Oral Pathology & Microbiology
MIDSR Dental College, Latur



Dr. Anuja Maniyar
Head of the Department
Oral Pathology & Microbiology
MIDSR Dental College, Latur



Dr. Suresh S. Rumble
Principal,
MIDSR Dental College, Latur

F. Certificate:



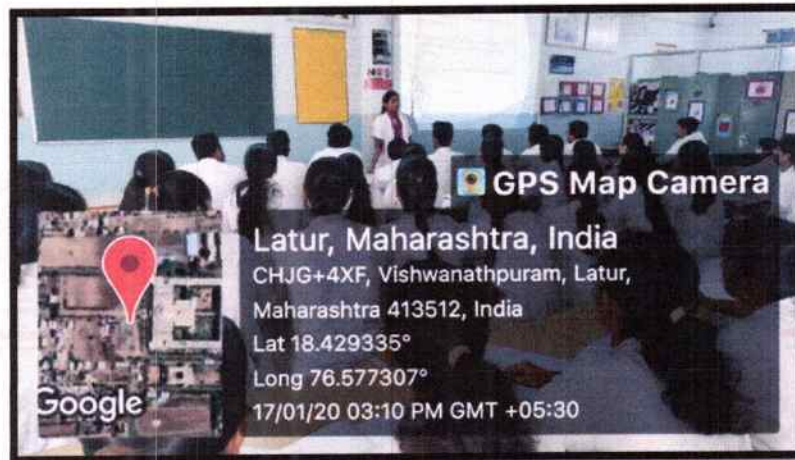
G. Photos of the course



Dr. Anuja Maniyar taking session



Dr. Varsha Sangle- taking session



Dr. Smita Chaware taking session

H. Overview of the Programme:

The programme was successful. Students got knowledge and cleared their queries regarding Microscope and Lab-techniques. It improved interactions and sharing of valuable knowledge.

Dr. Varsha Sangle
Co-ordinator
Oral Pathology & Microbiology
MIDSR Dental College, Latur

Dr. Anuja Maniyar
Head of the Department
Oral Pathology & Microbiology
MIDSR Dental College, Latur

Dr. Suresh S. Kamble
Principal,
MIDSR Dental College, Latur

DEPARTMENT OF ORAL PATHOLOGY
APPLICATION

Date: 10/08/2021

TO,

The Principal,


MIDSR Dental College Latur

Sub: Regarding Departmental ADD-ON course schedule 2021.

Respected sir,

Hereby we are submitting the schedule of **“Hidden eyes IN PATHOLOGY”** course to be conducted in the year 2021 for undergraduate student. Kindly go through it and permit us for the same.

Thanking you


HOD

DEPARTMENT OF ORAL PATHOLOGY

Permitted


Principal
M.I.D.S.R. Dental College
LATUR

DEPARTMENT OF ORAL PATHOLOGY
APPLICATION

Date: 11/08/2021

TO,

The Chairperson,

Academic committee,

MIDSR Dental College Latur

Sub: Regarding Departmental ADD-ON course schedule 2021.

Respected sir,

Hereby we are submitting the schedule of "**Hidden eyes IN PATHOLOGY**" course to be conducted in the year 2021 for undergraduate student. Kindly go through it and permit us for the same.

Thanking you

Permitted
AS

Pio
HOD

DEPARTMENT OF ORAL PATHOLOGY



MAEER PUNE'S
**MAHARASHTRA INSTITUTE OF
DENTAL SCIENCES AND RESEARCH,**
(Dental College & Hospital) **LATUR**



Vishwnathpuram, Ambajogai Road,
Latur-413512 (M.S)

Tel : 02382-227424, 227703
Fax: 02382-227063, 228939

Email : principal@mitmidsr.edu.in
website: www.mitmidsr.ac.in

Date: - 11/08/2021

DEPARTMENT OF ORAL PATHOLOGY

CIRCULAR

All students and staff, hereby informed that, Department of Oral Pathology and Microbiology is organizing a Hidden Eyes in Pathology course 2020-2021 from 12-08-21 to 09-09-21. Kindly, do the registration and attend the same.

Inform to:-

All Departments, teaching staff,

MIDSR Dental College, Latur

MIMSR Medical College, Latur (Respective Departments)


Principal
PRINCIPAL
M.I.B.S.K. Dental College
LATUR
MIDSR Dental College, Latur.

Brochure of course



MAHARASHTRA INSTITUTE OF DENTAL SCIENCES AND RESEARCH,
DENTAL COLLEGE, LATUR (MAHARASHTRA)



DEPARTMENT OF ORAL PATHOLOGY CONDUCTING AN ADD-ON COURSE

Hidden eyes IN PATHOLOGY



MAEER'S PUNE
Maharashtra Institute of Dental Sciences
and Research Centre, Latur

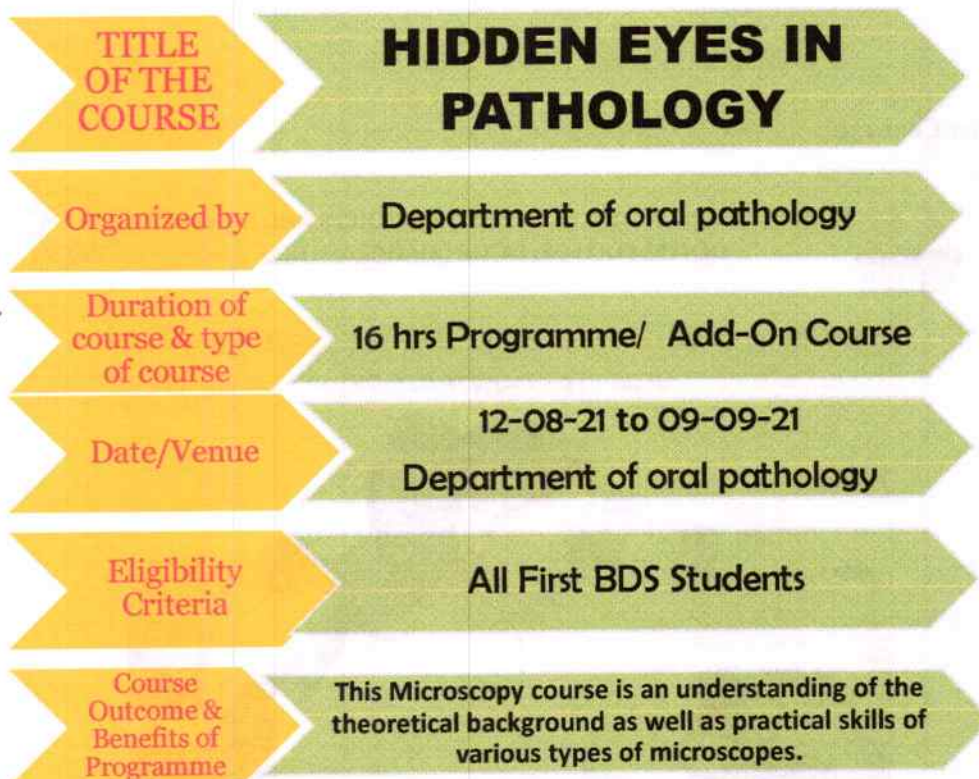


DEPARTMENT OF ORAL PATHOLOGY

**HIDDEN EYES IN PATHOLOGY
AN ADD-ON COURSE**

Organizing Chairperson
Dr. Anuja Maniyar

Organizing Secretary
Dr. Varsha Sangle



Date	Time	TOPIC	SPEAKER
12-08-2021	9:00am-11:00am 2hrs	Introduction and Registration	Dr. Varsha Sangle and Dr. Smita Chaware
12-08-2021	9:00am-11:00am 2hrs	Basic Principal of Simple Microscope	Dr. Anuja Maniyar
13-08-2021	9:00am-11:00am 2hrs	Compound microscope	Dr. Varsha Sangle
16-08-2021	9:00am-11:00am 2hrs	Specialized microscope: Part-1 Polarized microscope	Dr. Anuja Maniyar

Date	Time	TOPIC	SPEAKER
30-08-2021	9:00am-11:00am 2hrs	Specialized microscope: Part-2 Dark-field and phase contrast	Dr. Smita Chaware
02-09-2021	9:00am-11:00am 2hrs	Specialized microscope: Part-3 Fluorescent Microscope	Dr. Varsha Sangle
03-9-2021	9:00am-11:00am 2hrs	Electron microscope	Dr. Smita Chaware
06-9-2021	9:00am-11:00am 2hrs	Tissue Processing Decalcification And Ground Section Specialized Staining	Dr. Anuja Maniyar
09-9-2021	9:00am-11:00am 2hrs	Valedictory Function	ALL STAFF

HIDDEN EYES IN PATHOLOGY *ADD-ON COURSE REPORT 2020-2021*

Department of Oral Pathology, MIDSR Dental College Latur organized an ADD-ON course "Hidden eyes IN PATHOLOGY", 12-08-21 to 09-09-21

A. Introduction:

This course was offered by Department of Oral Pathology, MIDSR College Latur. This Microscopy course was an understanding of the theoretical background as well as practical skills of various types of microscopes. Lectures were followed by practical demonstrations. This course provided an introduction to microscopy and operation of a various types of microscope.

Course learning outcome:

After this course, students were able to identify and understand the basic principal components of simple and compound microscope, working principals and advances of specialized microscope, its set-up and uses.

Objectives of the Training:

- To identify and understand the working principal of simple and light microscope
- To identify and understand the working principal of specialized microscope
- To understand the microscopic advantages.

Learning Resources:

A variety of learning resources were utilized in terms of lectures with power point presentation, & videos

Course Assessment

Assessment of student was done on the basis of exercises (slide tests and interactive sessions) allotted to them along with viva question.

Course certification: The course was conducted by Department of Oral Pathology and Microbiology, MIDSR College Latur. At the end of 4th module participants were presented with the certificate; provided that he/she should have completed the course.

Modules were conducted by:

Dr. Anuja Maniyar (Prof and HOD, Department of Oral Pathology and Microbiology)

Dr. Varsha Sangle (Reader, Department of Oral Pathology and Microbiology)

Dr. Smita Chaware (Sr. Lecturer, Department of Oral Pathology and Microbiology)

Eligibility-All FIRST BDS students could join the course.

Course schedule – It comprised of four modules of 16 hours within stipulated time period of a month. Course starts by August-September of every year.

Sr. No.	Name of topic	Theory/ practical	Hours	Type of module	Description	Staff name
1	Introduction and registration		1 hr.	Module-1	Introduction to microscope	Dr. Varsha Sangle and Dr. Smita Chaware
2	Basic Principal of Simple Microscope	Theory	1 hr.		Working principals of simple microscope And its advances	Dr. Anuja Maniyar
3.	Compound microscope Part-I	Theory	1 hr.		Working principals of compound microscope And its advances	Dr. Varsha Sangle
4.	Compound microscope Part-II	Theory	1 hr.		Components Of Compound Microscope	Dr. Varsha Sangle
5.	Specialized microscope: Part-1 Dark-field and phase contrast	Theory	1 hr.	Module-2	Working principals of of Dark-field and phase contrast microscope And its advances	Dr. Smita Chaware
6.	Specialized microscope: Part-2 Polarized microscope	Theory	1 hr.		Working principals of Polarized microscope And its advances	Dr. Anuja Maniyar
7.	Specialized microscope: Part-3: Fluorescent microscope	Theory	1 hr.		Working principals of Fluorescent microscope And its advances	Dr. Varsha Sangle
8.	Interference,	Theory	1 hr.		Working	Dr.

	Confocal and Stereo microscope				principals of Stereo microscope And its advances	Anuja Maniyar	
9.	Electron microscope	Theory	1 hr.	Module-3	Working principals of Electron microscope And its advances	Dr. Smita Chaware	
10.	Tissue Processing	Theory	1 hr.			Dr. Anuja Maniyar	
11.	Decalcification And Ground Section	Theory	1 hr.			Dr. Anuja Maniyar	
12.	Specialized Staining	Theory	1 hr.			Dr. Anuja Maniyar	
13.	Slide Show of Webinar	Practical	1 hr.		Module-4		Dr. Varsha Sangle
14.	Demonstration videos of the webinar Part-I	Practical	1 hr.			Demonstration and working principals of specialized microscope	Dr. Varsha Sangle
15.	MCQ's Questionnaire	Practical	1 hr.			MCQ's test	Dr. Smita Chaware
16.	Demonstration videos of the webinar Part-II	Practical	1 hr.			Demonstration and working principals of specialized microscope	Dr. Smita Chaware

B. Communication Letters of the programme:-

(ANNEXURE I)

Permission letter from Principal, Academic Committee, Circular

C. Report:

ADD-ON course was conducted in Department of Oral Pathology, MIDSAR Dental College Latur. First BDS students of MIDSAR College attended the course.

<i>Sr. no.</i>	<i>Title</i>	<i>No. of Participants</i>
1	Hidden eyes IN PATHOLOGY	100

Dr. Anuja Maniyar (HOD &Prof), Dr. Varsha Sangle (Reader), Dr. Smita Chaware (Lecturer), and Samad Shaikh (Technician) had conducted the program. Orientation lecture conducted by Dr. Varsha Sangle and Dr. Smita Chaware, Module discussion by Dr. Anuja Maniyar, Dr. Varsha Sangle and Dr. Smita Chaware and Validectomy function conducted by all staff.

D. Course Schedule:

Date	Time	TOPIC	SPEAKER
12-08-2021	9:00am-10:00am 1hrs	Introduction and Registration	Dr. Varsha Sangle and Dr. Smita Chaware
12-08-2021	10:00am-11:00am 1hrs	Basic Principal of Simple Microscope	Dr. Anuja Maniyar
13-08-2021	9:00am-11:00am 2hrs	Compound microscope	Dr. Varsha Sangle
16-08-2021	9:00am-11:00am 2hrs	Specialized microscope: Part-1 Polarized microscope	Dr. Anuja Maniyar
30-08-2021	9:00am-11:00am 2hrs	Specialized microscope: Part-2 Dark-field and phase contrast	Dr. Smita Chaware
02-09-2021	9:00am-11:00am 2hrs	Specialized microscope: Part-3 Fluorescent Microscope	Dr. Varsha Sangle

03-9-2021	9:00am-11:00am 2hrs	Electron microscope	Dr. Smita Chaware
06-9-2021	9:00am-11:00am 2hrs	Tissue Processing Decalcification And Ground Section Specialized Staining	Dr. Anuja
09-9-2021	9:00am-11:00am 2hrs	Valedictory Function	ALL STAFF

E. LIST OF PARTICIPANTS

(ANNEXURE II)



MAEER PUNE'S

**MAHARASHTRA INSTITUTE OF
DENTAL SCIENCES AND
RESEARCH, LATOUR**
(DENTAL COLLEGE & HOSPITAL)



DEPARTMENT OF ORAL PATHOLOGY

“HIDDEN EYES IN PATHOLOGY”


Participants list 2020-21

Sr. No.	Students Name	Year	Sign
1	Agale Shweta Satish	I BDS	Shweta
2	Aulwar Pragati Shankarrao	I BDS	Pragati
3	Balai Komal Sanjay	I BDS	Komal
4	Bandapalle Vaishnavi Ram	I BDS	Vaishnavi
5	Bavane Priyanka Satish	I BDS	Priyanka
6	Bhusari Rutuja Ramakant	I BDS	Rutuja
7	Bikkad Mrudula Dhananjay	I BDS	Mrudula
8	Biradar Mahesh Sunil	I BDS	Mahesh
9	Biradar Rutuja Prabhakar	I BDS	Rutuja
10	Biyani Ankita Omprakash	I BDS	Ankita
11	Bolegaonkar Pragati Sudhakar	I BDS	Pragati
12	Bondge Shruti Laxmanrao	I BDS	Shruti
13	Chambule Namrata Nagnath	I BDS	Namrata
14	Chandak Sejal Ishwarprasad	I BDS	Sejal
15	Chandrapatle Sakshi Sudhir	I BDS	Sakshi
16	Chate Akash Mahadev	I BDS	Akash
17	Chate Mayuri Gajendra	I BDS	Mayuri
18	Chate Mohini Dhondiram	I BDS	Mohini
19	Dahiphale Dipak Balaji	I BDS	Dipak
20	Dalvi Maithili Sanjay	I BDS	Maithili
21	Deshmukh Pruthviraj Hansraj	I BDS	Pruthviraj
22	Devda Siddhi Sanjay	I BDS	Siddhi
23	Dhondge Amita Manoj	I BDS	Amita
24	Dole Preeti Venkatesh	I BDS	Preeti
25	Gadade Bhagyashri Babasaheb	I BDS	Bhagyashri
26	Gaikwad Sneha Chandrasen	I BDS	Sneha
27	Ganage Shreya Ramchandra	I BDS	Shreya
28	Ghvale Prasanna Vijaykumar	I BDS	Prasanna
29	Ghodake Priyanka Ganpati	I BDS	Priyanka
30	Ghodke Arjun Bharatrao	I BDS	Arjun

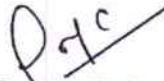
31	Ghute Samradnyee Megharaj	I BDS	Ghute Pratiksha
32	Gopalghare Pratiksha Ramhari	I BDS	Pratiksha Pratiksha
33	Gosavi Akanksha Nanasaheb	I BDS	Gosavi Akanksha
34	Gulbhile Surbhi Amol	I BDS	Surbhi Surbhi
35	Gurav Suraj Prabhakar	I BDS	Suraj Suraj
36	Harlayya Siddharth Shivkumar	I BDS	Siddharth Siddharth
37	Helaskar Sayali Dattatraya	I BDS	Sayali Sayali
38	Ingale Shruti Shankar	I BDS	Shruti Shruti
39	Jadhav Prajakta Tejrao	I BDS	Prajakta Prajakta
40	Jagalpure Sakshi Balaji	I BDS	Sakshi Sakshi
41	Jantine Shubhangi Parshuram	I BDS	Shubhangi Shubhangi
42	Jogdand Prachi Baliramji	I BDS	Prachi Prachi
43	Joshi Haribhajan Hanumant	I BDS	Haribhajan Haribhajan
44	Kagde Aarti Manoj	I BDS	Aarti Aarti
45	Kale Sakshi Hansraj	I BDS	Sakshi Sakshi
46	Kalshetti Pooja Mahadev	I BDS	Pooja Pooja
47	Kamble Mangesh Dagdu	I BDS	Mangesh Mangesh
48	Kanade Shubhangi Ramnath	I BDS	Shubhangi Shubhangi
49	Karmankar Arundhati Sanjay	I BDS	Arundhati Arundhati
50	Karnawat Riya Sunil	I BDS	Riya Riya
51	Karwa Vaishnavi Nandkumar	I BDS	Vaishnavi Vaishnavi
52	Kate Shradha Dipak	I BDS	Shradha Shradha
53	Katpure Srushti Vikas	I BDS	Srushti Srushti
54	Kesgire Anuja Arun	I BDS	Anuja Anuja
55	Khatod Sejal Nilesh	I BDS	Sejal Sejal
56	Khokle Bhagyashri Govind	I BDS	Bhagyashri Bhagyashri
57	Khutanbuje Bebi Nayala Amir Aslam	I BDS	Nayala Nayala
58	Kokate Pranjali Sanjay	I BDS	Pranjali Pranjali
59	Kolhe Janhavi Dhanyakumar	I BDS	Janhavi Janhavi
60	Kote Bhagyashri Naganath	I BDS	Bhagyashri Bhagyashri
61	Kovhale Vaishnavi Santosh	I BDS	Vaishnavi Vaishnavi
62	Kulkarni Mrinal Kiran	I BDS	Mrinal Mrinal
63	Kulkarni Vaishnavi Sudhakar	I BDS	Vaishnavi Vaishnavi
64	Lahane Shruti Suresh	I BDS	Shruti Shruti
65	Lakal Vaishnavi Vilasrao	I BDS	Vaishnavi Vaishnavi
66	Machewad Sandhya Digambar	I BDS	Sandhya Sandhya
67	Mali Sharvari Anil	I BDS	Sharvari Sharvari
68	Malu Stuti Nitin	I BDS	Stuti Stuti
69	Mane Rajnandini Balaji	I BDS	Rajnandini Rajnandini
70	Mate Madhavi Dattatraya	I BDS	Madhavi Madhavi
71	Mittewad Manish Nivratarao	I BDS	Manish Manish
72	Panchakshari Vishakha Vishwanath	I BDS	Vishakha Vishakha
73	Parab Eshita Sanjay	I BDS	Eshita Eshita
74	Patange Shraddha Dnyaneshwar	I BDS	Shraddha Shraddha
75	Pathan Asmat Ayub Khan	I BDS	Asmat Asmat
76	Pawar Sneha Vitthalrao	I BDS	Sneha Sneha
77	Phapal Apeksha Prakashrao	I BDS	Apeksha Apeksha

78	Phapal Vishakha Vilas	I BDS	Phapal
79	Prayag Vaishnavi Prakershdip	I BDS	Vaishnavi
80	Puram Ayush Rajkumar	I BDS	Ayush
81	Renapurkar Rutuja Pramodrao	I BDS	Rutuja
82	Sapsod Om Suresh	I BDS	Om
83	Satwadhar Vaishnavi Dattatray	I BDS	Om
84	Sayed Bushra Taheseen Mukhtar Ahmed	I BDS	Bushra
85	Shaikh Swaleha Isak	I BDS	Swaleha
86	Shejul Kulashree Raju	I BDS	Shejul
87	Shete Rudrani Gourishankar	I BDS	Rudrani
88	Shete Siddhi Sumit	I BDS	Siddhi
89	Solanke Kanchan Vikram	I BDS	Kanchan
90	Sonkamble Pallavi Siddharth	I BDS	Pallavi
91	Sugawe Sakshi Gundappa	I BDS	Sakshi
92	Swami Rucha Sambhayya	I BDS	Rucha
93	Taktawle Madhuri Shivaji	I BDS	Madhuri
94	Tamboli Muskan Muktar	I BDS	Muskan
95	Tikate Balasaheb Laxmanrao	I BDS	Tikate
96	Trakantwar Nandini Rajeshvarappa	I BDS	Nandini
97	Vhate Aishwarya Suryakant	I BDS	Aishwarya
98	Vyas Sakshi Shailendra	I BDS	Sakshi
99	Waghmare Shubham Satish	I BDS	Shubham
100	Yanpallewar Neha Umakant	I BDS	Neha

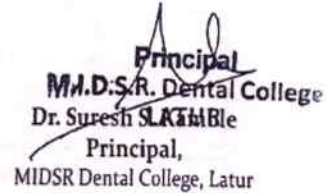
THESE ARE THE REGISTERED STUDENTS WHO ATTENDED THE LECTURES OF THE COURSE.



Dr. Varsha Sangle
Co-ordinator
Oral Pathology & Microbiology
MIDSR Dental College, Latur

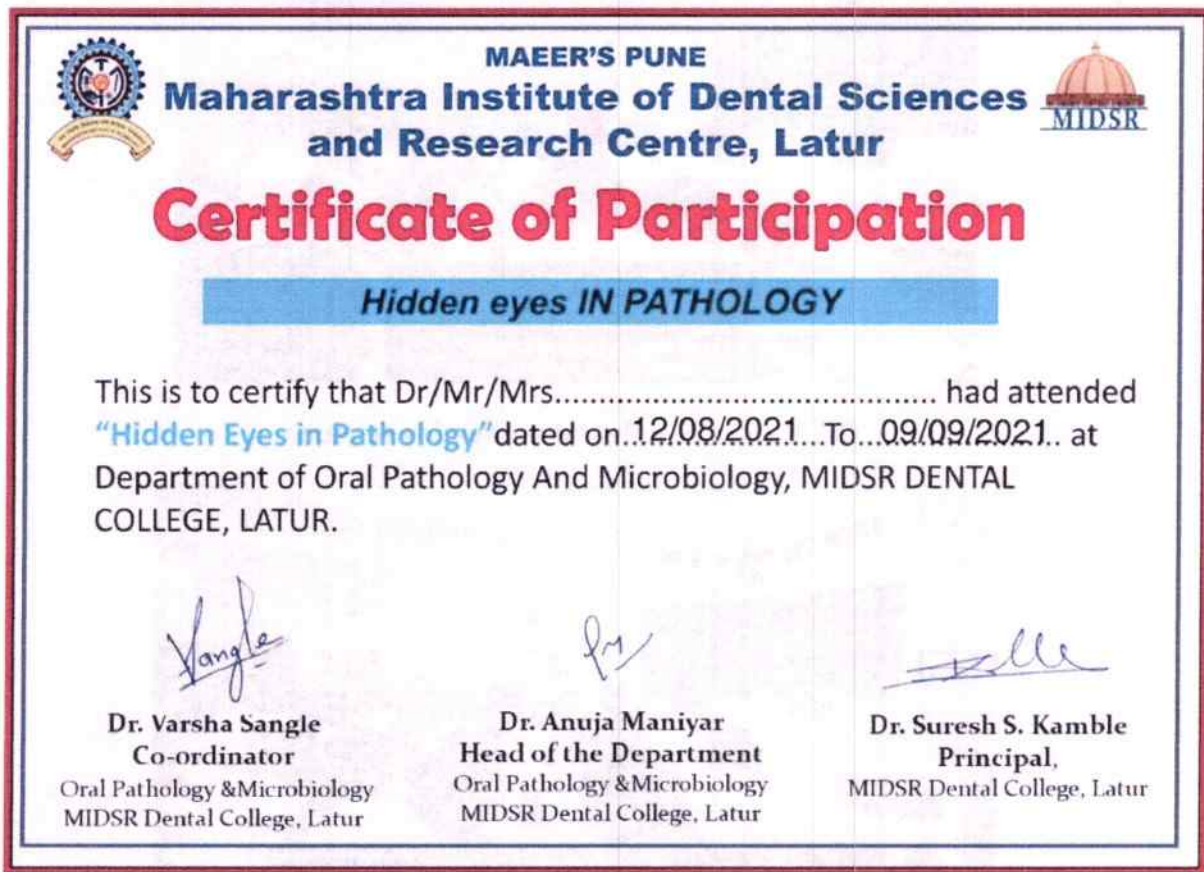


Dr. Anuja Maniyar
Head of the Department
Oral Pathology & Microbiology
MIDSR Dental College, Latur



Principal
M.D.S.R. Dental College
Dr. Suresh S. K. Sable
Principal,
MIDSR Dental College, Latur

F. Certificate:



G. Photos of the Event:



Dr. Anuja Maniyar taking session



Dr. Varsha Sangle- taking session session



Dr. Smita Chaware taking session

H. Overview of the Programme:

The programme was successful. Students got knowledge and cleared their queries regarding Microscope and Lab-techniques. It improved interactions and sharing of valuable knowledge.

Dr. Varsha Sangle
Co-ordinator
Oral Pathology & Microbiology
MIDSR Dental College, Latur

Dr. Anuja Maniyar
Head of the Department
Oral Pathology & Microbiology
MIDSR Dental College, Latur

Dr. Suresh S. Kamble
Principal,
MIDSR Dental College, Latur

DEPARTMENT OF ORAL PATHOLOGY
APPLICATION

Date: 10/08/2022

TO,

The Principal,


MIDSR Dental College Latur

Sub: Regarding Departmental ADD-ON course schedule 2022.

Respected sir,

Hereby we are submitting the schedule of **“Hidden eyes IN PATHOLOGY”** course to be conducted in the year 2022 for undergraduate student. Kindly go through it and permit us for the same.

Thanking you


HOD

DEPARTMENT OF ORAL PATHOLOGY

Permitted


Principal
M.I.D.S.R. Dental College
LATUR

DEPARTMENT OF ORAL PATHOLOGY
APPLICATION

Date: 11/08/2022

TO,

The Chairperson,

Academic committee,

MIDSR Dental College Latur

Sub: Regarding Departmental ADD-ON course schedule 2022.

Respected sir,

Hereby we are submitting the schedule of **“Hidden eyes IN PATHOLOGY”** course to be conducted in the year 2022 for undergraduate student. Kindly go through it and permit us for the same.

Thanking you

Permitted



HOD

DEPARTMENT OF ORAL PATHOLOGY



MAEER PUNE'S
**MAHARASHTRA INSTITUTE OF
DENTAL SCIENCES AND RESEARCH,**
(Dental College & Hospital) **LATUR**



Vishwnathpuram, Ambajogai Road,
Latur-413512 (M.S)

Tel : 02382-227424, 227703
Fax: 02382-227063, 228939

Email : principal@mitmidr.edu.in
website: www.mitmidr.ac.in

Date: - 11/08/2022

DEPARTMENT OF ORAL PATHOLOGY

CIRCULAR

All students and staff, hereby informed that, Department of Oral Pathology and Microbiology is organizing a Hidden Eyes in Pathology course 2021-2022 from 11-08-2022 to 02-9-2022. Kindly, do the registration and attend the same.

Inform to:-

All Departments, teaching staff,

MIDSR Dental College, Latur

MIMSR Medical College, Latur (Respective Departments)



PRINCIPAL,

MIDSR Dental College, Latur.

**M.I.D.S.R. Dental College
LATUR**

Brochure of course



**MAHARASHTRA INSTITUTE OF DENTAL SCIENCES AND RESEARCH,
DENTAL COLLEGE, LATUR (MAHARASHTRA)**



DEPARTMENT OF ORAL PATHOLOGY CONDUCTING AN ADD-ON COURSE

Hidden eyes IN PATHOLOGY



**MAEER'S PUNE
Maharashtra Institute of Dental Sciences
and Research Centre, Latur**



DEPARTMENT OF ORAL PATHOLOGY

**HIDDEN EYES IN PATHOLOGY
AN ADD-ON COURSE**

**Organizing Chairperson
Dr. Anuja Maniyar**

**Organizing Secretary
Dr. Varsha Sangle**

**TITLE
OF THE
COURSE**

HIDDEN EYES IN PATHOLOGY

Organized by

Department of oral pathology

**Duration of
course & type
of course**

16 hrs Programme/ Add-On Course

Date/Venue

11-08-2022 to 02-9-2022
Department of oral pathology

**Eligibility
Criteria**

All First BDS Students

**Course
Outcome &
Benefits of
Programme**

This Microscopy course is an understanding of the theoretical background as well as practical skills of various types of microscopes.

Date	Time	TOPIC	SPEAKER
11-08-2022	9:00am-11:00am 2hrs	Introduction and Registration Basic Principal of Simple Microscope	Dr. Varsha Sangle and Dr. Smita Chaware
12-08-2022	9:00am-11:00am 2hrs	Compound microscope	Dr. Varsha Sangle
18-08-2022	9:00am-11:00am 2hrs	Specialized microscope: Part-1 Polarized microscope	Dr. Anuja Maniyar
19-08-2022	9:00am-11:00am 2hrs	Specialized microscope: Part-2 Dark-field and phase contrast	Dr. Smita Chaware

Date	Time	TOPIC	SPEAKER
25-09-2022	9:00am-11:00am 2hrs	Specialized microscope: Part-3 Fluorescent Microscope	Dr. Varsha Sangle
26-9-2022	9:00am-11:00am 2hrs	Electron microscope	Dr. Smita Chaware
01-9-2022	9:00am-11:00am 2hrs	Tissue Processing Decalcification And Ground Section Specialized Staining	Dr. Anuja Maniyar
02-9-2022	9:00am-11:00am 2hrs	Valedictory Function	ALL STAFF

HIDDEN EYES IN PATHOLOGY *ADD-ON COURSE REPORT 2022*

Department of Oral Pathology, MIDSR Dental College Latur organized an ADD-ON course "Hidden eyes IN PATHOLOGY", 11-08-2022 to 02-9-2022

A. Introduction:

This course was offered by Department of Oral Pathology, MIDSR College Latur. This Microscopy course was an understanding of the theoretical background as well as practical skills of various types of microscopes. Lectures were followed by practical demonstrations. This course provided an introduction to microscopy and operation of a various types of microscope.

Course learning outcome:

After this course, students were able to identify and understand the basic principal components of simple and compound microscope, working principals and advances of specialized microscope, its set-up and uses.

Objectives of the Training:

- To identify and understand the working principal of simple and light microscope
- To identify and understand the working principal of specialized microscope
- To understand the microscopic advantages.

Learning Resources:

A variety of learning resources were utilized in terms of lectures with power point presentation, & videos

Course Assessment

Assessment of student was done on the basis of exercises (slide tests and interactive sessions) allotted to them along with viva question.

Course certification: The course was conducted by Department of Oral Pathology and Microbiology, MIDSR College Latur. At the end of 4th module participants were presented with the certificate; provided that he/she should have completed the course.

Eligibility-All FIRST BDS students could join the course.

Course schedule – It comprised of four modules of 16 hours within stipulated time period of a month. Course starts by August-September of every year.

Course Module:

Sr. No.	Name of topic	Theory/ practical	Hours	Type of module	Description	Staff name
1	Introduction and registration		1 hr.	Module-1	Introduction to microscope	Dr. Varsha Sangle and Dr. Smita Chaware
2	Basic Principal of Simple Microscope	Theory	1 hr.		Working principals of simple microscope And its advances	Dr. Anuja Maniyar
3.	Compound microscope Part-I	Theory	1 hr.		Working principals of compound microscope And its advances	Dr. Varsha Sangle
4.	Compound microscope Part-II	Theory	1 hr.		Components Of Compound Microscope	Dr. Varsha Sangle
5.	Specialized microscope: Part-1 Dark-field and phase contrast	Theory	1 hr.	Module-2	Working principals of of Dark-field and phase contrast microscope And its advances	Dr. Smita Chaware
6.	Specialized microscope: Part-2 Polarized microscope	Theory	1 hr.		Working principals of Polarized microscope And its advances	Dr. Anuja Maniyar
7.	Specialized microscope: Part-3: Fluorescent microscope	Theory	1 hr.		Working principals of Fluorescent microscope And its advances	Dr. Varsha Sangle
8.	Interference, Confocal and Stereo microscope	Theory	1 hr.		Working principals of Stereo microscope	Dr. Anuja Maniyar

					And its advances		
9.	Electron microscope	Theory	1 hr.	Module-3	Working principals of Electron microscope And its advances	Dr. Smita Chaware	
10.	Tissue Processing	Theory	1 hr.			Dr. Anuja Maniyar	
11.	Decalcification And Ground Section	Theory	1 hr.			Dr. Anuja Maniyar	
12.	Specialized Staining	Theory	1 hr.			Dr. Anuja Maniyar	
13.	Slide Show of Webinar	Practical	1 hr.	Module-4		Dr. Varsha Sangle	
14.	Demonstration videos of the webinar Part-I	Practical	1 hr.			Demonstration and working principals of specialized microscope	Dr. Varsha Sangle
15.	MCQ's Questionnaire	Practical	1 hr.			MCQ's test	Dr. Smita Chaware
16.	Demonstration videos of the webinar Part-II	Practical	1 hr.			Demonstration and working principals of specialized microscope	Dr. Smita Chaware

Modules were conducted by:

Dr. Anuja Maniyar (Prof and HOD, Department of Oral Pathology and Microbiology)

Dr. Varsha Sangle (Reader, Department of Oral Pathology and Microbiology)

Dr. Smita Chaware (Sr. Lecturer, Department of Oral Pathology and Microbiology)

B. Communication Letters of the programme:-

(ANNEXURE I)

Permission letter from Principal, Academic Committee, Circular

C. Report:

ADD-ON course was conducted in Department of Oral Pathology, MIDSAR Dental College Latur. First BDS students of MIDSAR College attended the course.

Sr. no.	Title	No. of Participants
1	Hidden eyes IN PATHOLOGY	100

Dr. Anuja Maniyar (HOD &Prof), Dr. Varsha Sangle (Reader), Dr. Smita Chaware (Lecturer), and Samad Shaikh (Technician) had conducted the program. Orientation lecture conducted by Dr. Varsha Sangle and Dr. Smita Chaware, Module discussion by Dr. Nishat Shah, Dr. Anuja Maniyar, Dr. Varsha Sangle and Dr. Smita Chaware and Valedictory function conducted by all staff.

D. Course Schedule:

Date	Time	TOPIC	SPEAKER
11-08-2022	9:00am-10:00am 1hr	Introduction and Registration	Dr. Varsha Sangle and Dr. Smita Chaware
11-08-2022	10:00am-11:00am 1hr	Basic Principal of Simple Microscope	Dr. Anuja Maniyar
12-08-2022	9:00am-11:00am 2hrs	Compound microscope	Dr. Varsha Sangle
18-08-2022	9:00am-11:00am 2hrs	Specialized microscope: Part-1 Polarized microscope	Dr. Anuja Maniyar
19-08-2022	9:00am-11:00am 2hrs	Specialized microscope: Part-2 Dark-field and phase contrast	Dr. Smita Smita Chaware
25-09-2022	9:00am-11:00am 2hrs	Specialized microscope: Part-3 Fluorescent Microscope	Dr. Varsha Sangle
26-9-2022	9:00am-11:00am 2hrs	Electron microscope	Dr. Smita Smita Chaware
01-9-2022	9:00am-11:00am 2hrs	Tissue Processing Decalcification And Ground Section Specialized Staining	Dr. Anuja Maniyar
02-9-2022	9:00am-11:00am 2hrs	Valedictory Function	ALL STAFF

E. List of Participants

(ANNEXURE II)



MAEER PUNE'S

**MAHARASHTRA INSTITUTE OF
DENTAL SCIENCES AND
RESEARCH, LATUR**
(DENTAL COLLEGE & HOSPITAL)



DEPARTMENT OF ORAL PATHOLOGY

"HIDDEN EYES IN PATHOLOGY"

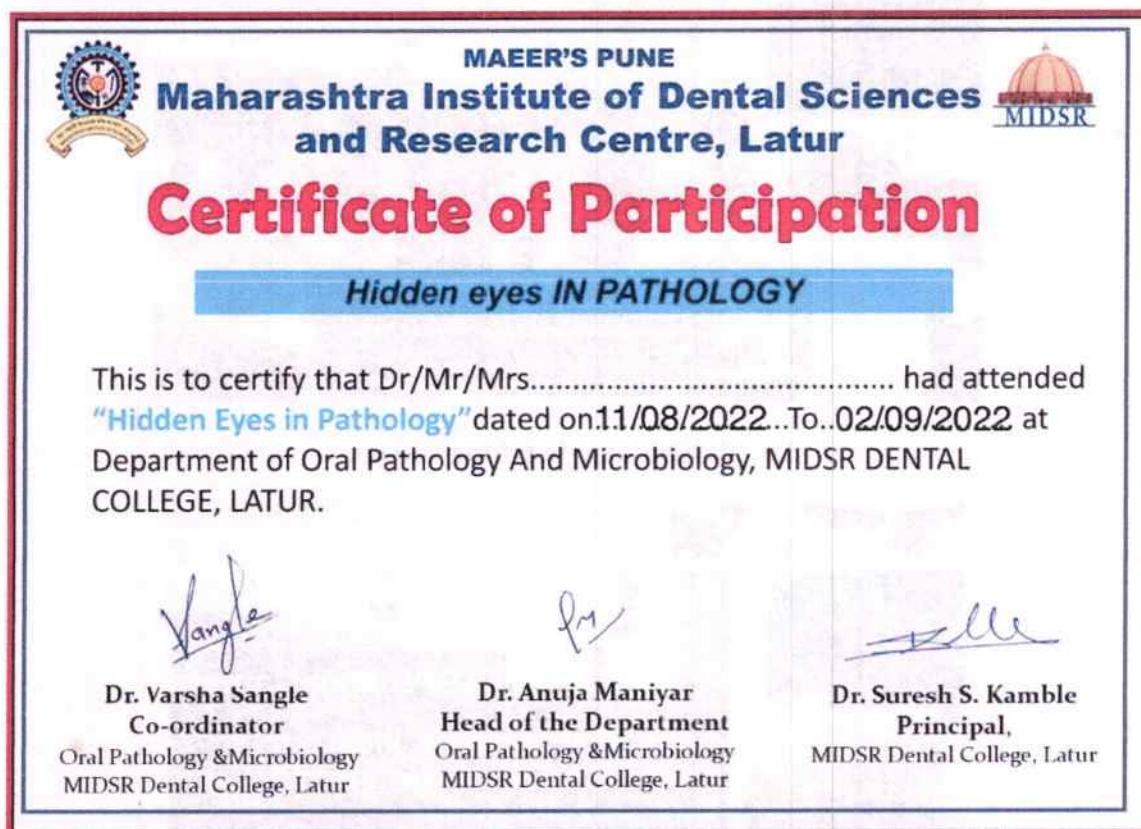
Participants list 2021-2022

Sr. No.	Students Name	Year	Sign
1	ARKE NITIN DATTA	I BDS	<i>Nitink</i>
2	BALKUNDE AMRUTA MAHESHWAR	I BDS	<i>Amruta</i>
3	BHAMBURE VELA MANOJ	I BDS	<i>Vela</i>
4	BHANSALI DHANASHRI PURUSHOTTAM	I BDS	<i>Dhanashri</i>
5	BHOSALE SHEJAL BALAJI	I BDS	<i>Shejal</i>
6	BIRAJDAR ANKITA SHATRUGHN	I BDS	<i>Ankita</i>
7	BONDAR BHAKTI BHARAT	I BDS	<i>B.B. Bondar</i>
8	CHANDAK MADHURA PURUSHOTTAM	I BDS	<i>M. Chandak</i>
9	CHAVAN KANCHAN ARJUNRAO	I BDS	<i>Kanchan</i>
10	CHITTE VAISHNAVI NAGNATH	I BDS	<i>Chitte</i>
11	CHOURE AISHWARYA RAJABHAU	I BDS	<i>Aishwarya</i>
12	DAHIPHALE VAISHNAVI SANJAY	I BDS	<i>Daishnavi</i>
13	DAKE TRUPTI KISHOR	I BDS	<i>Trupti</i>
14	DANGE DEVANG RAJESH	I BDS	<i>Devang</i>
15	DESHMUKH AJINKYA VILAS	I BDS	<i>Ajinkya</i>
16	DESHMUKH PRACHI PRADEEP	I BDS	<i>Prachi</i>
17	DESHMUKH SAKSHI SANTOSHRAO	I BDS	<i>Sakshi</i>
18	DESHMUKH YASHWANT JAYPAL	I BDS	<i>Yashwant</i>
19	DESHPANDE PRIYANKA PRASHANT	I BDS	<i>Priyanka</i>
20	DHAGE VAISHNAVI NAGESH	I BDS	<i>Dhage</i>
21	DHOBALE GAYATRI SANJEEV	I BDS	<i>Gayatri</i>
22	DHOKALE NIKITA GOVIND	I BDS	<i>Nikita</i>
23	DOKADE ABHISHEK SHASHIKANT	I BDS	<i>Abhishek</i>
24	DOKE UMESH RAMDAS	I BDS	<i>Umesh</i>
25	DOKE YASH KIRAN	I BDS	<i>Yash</i>

26	DONGARKAR VAISHNAVI VINAYAK	I BDS	Vaishnavi
27	DUMNE HRUSHIKA JAYANT	I BDS	Hrushi
28	GADAM VEDANT ANIL	I BDS	Vedant
29	GAIKAWAD BHAKTI DHANANJAY	I BDS	Bhakti
30	GIRI SADHANA MADHAVRAO	I BDS	Sadhana
31	GONDKAR HARSHADA SHIVAJI	I BDS	Harshada
32	GURME ROHAN SURESH	I BDS	Roan
33	HAJARE SHREYA SUGRIV	I BDS	Shreya
34	HAKH DHANSHRI DATTATRAY	I BDS	Dhanshri
35	KACHKALWAD VAISHNAVI PRABHAKAR	I BDS	Vaishnavi
36	KALE MANASI BHAGWAT	I BDS	Manasi
37	KANDHARE SULOCHNA ANAND	I BDS	Sulochna
38	KARKI MANSHA SURESH	I BDS	Mansha
39	KATARE NIVEDITA PARSHURAM	I BDS	Nivedita
40	KAUSADIKAR SAKSHI SANJAY	I BDS	Sakshi
41	KEDASE PRAJAKTA GANGADHAR	I BDS	Prajakta
42	KENDRE SONALI BALJI	I BDS	Sonali
43	KHARE REVATI RAMESH	I BDS	Revati
44	KIRDATT RAJNANDINI AMARSINHA	I BDS	Rajnandini
45	KOTTEWAR YUKTA RAJESHRAO	I BDS	Yukta
46	KSHIRSAGAR DIVYA SANJAY	I BDS	Divya
47	KUKALE SHARYU NARSING	I BDS	Sharyu
48	KULKARNI ISHWARI SHARAD	I BDS	Ishwari
49	KULKARNI PRACHI PRASAD	I BDS	Prachi
50	KULKARNI SAMRUDDHI JAGDISH	I BDS	Samruddhi
51	KULLE URJITA VASANT	I BDS	Urjita
52	LADI ANUSHA SRINIVASRAO	I BDS	Anusha
53	LADKE PRACHI NAGESH	I BDS	Prachi
54	LOHAR PRANALI DILIP	I BDS	Pranali
55	MEWADA PARTH JAGDISH	I BDS	Parth
56	MHETRE SAMPADA RAGHUNATH	I BDS	Sampada
57	MISAL PALLAVI BALASAHEB	I BDS	Pallavi
58	MITKARI PALLAVI REVANSIDDH	I BDS	Pallavi
59	MORE PRANAVI VIJAYKUMAR	I BDS	Pranavi
60	MUNDHE VAISHNAVI VASANTRAO	I BDS	Vaishnavi
61	NAGARGOJE PRATIKSHA JANARDHAN	I BDS	Pratiksha
62	PADWAL SAKSHI KHANDU	I BDS	Sakshi
63	PADWAL SHRAVANI VAIBHAV	I BDS	Shravani
64	PADWAL VANSHITA SHASHIKANT	I BDS	Vanshita
65	PAIGHAN PALLAVI SANJAY	I BDS	Pallavi

66	PAITHANKAR RUTUJA PADMAKAR	I BDS	<u>Paithankar</u>
67	PANCHAL GAYATRI VINOD	I BDS	<u>Panchal</u>
68	PAONARKAR TANUSHA SANDIP	I BDS	<u>Paonarkar</u>
69	PATEL SHAFIYA NOORULLAH	I BDS	<u>Patel</u>
70	PATIL ANUJA MANOJ	I BDS	<u>Patil</u>
71	PATIL MEGHA VITTHAL	I BDS	<u>Patil</u>
72	PATIL NEHA LAXMAN	I BDS	<u>Patil</u>
73	PATIL PADMA ANANTRAO	I BDS	<u>Patil</u>
74	PATIL SONALI NETAJI	I BDS	<u>Patil</u>
75	PATIL VINAY RAWAT	I BDS	<u>Patil</u>
76	PATTEWAR BHAKTI VITHAL	I BDS	<u>Pattewar</u>
77	PAWAR RUSHIKESH JANARDHAN	I BDS	<u>Pawar</u>
78	PAWAR SEJAL RAVI	I BDS	<u>Pawar</u>
79	PAWAR SHRADDHA CHAGAN	I BDS	<u>Shraddha</u>
80	PESHIMAM AZMI AKEEL	I BDS	<u>Peshimam</u>
81	PORWAL BHAKTI NANDKISHOR	I BDS	<u>Porwal</u>
82	RAJURWAR ANAGHA ANIRUDHA	I BDS	<u>Rajurwar</u>
83	RAUT YOGITA SUNIL	I BDS	<u>Raut</u>
84	RUPNAR AMRUTA PRAKASH	I BDS	<u>Rupnar</u>
85	SABANE SANIKA ANKUSH	I BDS	<u>Sabane</u>
86	SAGARE ANUSHA SHIVANAND	I BDS	<u>Sagare</u>
87	SAMPATE ANUSHKA PRASHANT	I BDS	<u>Sampate</u>
88	SANCHETI BHAVESH GIRISH	I BDS	<u>Sancheti</u>
89	SARDA SHREYA SHIVNARAYAN	I BDS	<u>Sarda</u>
90	SARNIKAR BHGYASHRI YUVARAJ	I BDS	<u>Sarnikar</u>
91	SAYYAD SIMRAN KHADIR	I BDS	<u>Sayyad</u>
92	SHITOLE RUTUJA MAHARUDRA	I BDS	<u>Shitole</u>
93	SOMWANSHI VAISHNAVI ANANT	I BDS	<u>Somwanshi</u>
94	SONWANE PRADNYA SURYABHAN	I BDS	<u>Sonwane</u>
95	SURYAVANSHI DIVYA SUNIL	I BDS	<u>Suryavanshi</u>
96	SURYAWANSHI BABASAHEB KHANDERAJ	I BDS	<u>Suryavanshi</u>
97	TALEKAR PUNAM DIPAK	I BDS	<u>Talekar</u>
98	THORAT OMPRAKASH NANDKUMAR	I BDS	<u>Thorat</u>
99	TODKAR PRACHI BHANUDAS	I BDS	<u>Todkar</u>
100	UNDE GAYATRI SHIRISH	I BDS	<u>Unde</u>

F. Certificate



G. Photos of the course



Dr. Anuja Maniyar taking session



Dr. Varsha Sangle taking session



Dr. Smita Chaware taking session

H. Overview of the Programme:

The programme was successful. Students got knowledge and cleared their queries regarding Microscope and Lab-techniques. It improved interactions and sharing of valuable knowledge.

Dr. Varsha Sangle
Co-ordinator
Oral Pathology & Microbiology
MIDSR Dental College, Latur

Dr. Anuja Maniyar
Head of the Department
Oral Pathology & Microbiology
MIDSR Dental College, Latur

Dr. Suresh S. Kamble
Principal,
MIDSR Dental College, Latur